

Wireless Local Area Networks

Tom Franklin

Contents

Executive Summary	2	10	Some College Experiences	26		
1	Introduction	4	10.1	State University of New York, Morrisville	26	
	1.1	Wireless Basics	4	10.2	Seton Hall University	28
	1.2	What is a LAN	7	10.3	Carnegie-Mellon University, Pennsylvania	30
	1.3	Benefits	8	11	Conclusion	32
	1.4	Disadvantages	9	12	Comparison of Wireless technologies	34
2	Types of Wireless LAN	11	13	Glossary	35	
	2.1	Standards	11	14	Annotated Bibliography	41
	2.2	IEEE 802.11	12		General	41
	2.3	Bluetooth	13		Wireless LAN use in education	42
	2.4	WECA	13		Standards	43
	2.5	IrDA	14		Security	44
	2.6	ETSI	14			
	2.7	Wireless telephony	15			
3	Regulatory issues	15				
	3.1	Radio Frequencies	15			
	3.2	Infrared	17			
4	Security	17				
5	Mobility	18				
	5.1	Itinerancy	18			
	5.2	Roaming	18			
6	The US position	19				
	6.1	Costs of wireless versus wired LANs	19			
7	College and university drivers	20				
8	Wireless LANs: The future	21				
9	Pedagogy	23				
	9.1	Wireless enabled teaching	23			
	9.2	In conjunction with universal PDA / laptops	24			

Figures

Figure 1.	Wireless uses in differing environments	5
Figure 2.	Data rates and mobility for communication types	6
Figure 3.	A Wireless LAN set up	7
Figure 4.	Licensed bandwidth in the 5 GHz band	16

Tables

Table 1	Some wireless LAN standards	10
Table 2	Comparison of different wireless LAN technologies	34

Executive Summary

This report is intended for IT service staff planning enhancements to their network, and for learning technologists who want to understand the ways in which wireless local area networks (LAN) can be used to enhance the learning process for students at their institutions.

The report does not require a technical understanding of LANs, and anyone who is not interested in the various standards can skip section 2 "Types of Wireless LAN".

It is hoped that IT and network managers will not only gain an understanding of some of the technical issues involved in implementing a wireless LAN, but that they will also appreciate the ways in which a wireless LAN can enhance educational processes for students (and staff) and may consider installing wireless LANs in areas which already have adequate wired LAN facilities, as well as considering the use of wireless LANs when extending or enhancing existing LANs.

Educational technologists will want to consider how the use of wireless LANs can enhance education and, in particular, what staff development is required to help teaching staff make effective use of the new opportunities that wireless LANs offer.

A wireless LAN is a method of linking computers together without using cables. Until recently computers could only be effectively networked using wires, however it can also be done using radio signals or infrared light.

This report discusses what a LAN is and the issues which are involved in determining whether a wireless LAN is appropriate for any institution and how to go about implementing a wireless LAN if it is, and continues by looking at the educational opportunities which the use of wireless LANs opens up for colleges and universities, and how this should affect the way in which wireless LANs are implemented.

- Wireless local area networks (LAN) can be installed where there are economic or educational benefits for so doing.

There are likely to be economic benefits where there is not already a good existing LAN and one is needed. This is especially true in buildings where it is difficult to lay cables, for example because they are listed buildings and require consent or because there is asbestos in the building and drilling through walls or floors may be prohibitively expensive.

Wireless LANs also provide enhanced flexibility. With a wired LAN any tables that have network connections have to be fixed to the floor or walls so that the wires are not pulled out. This means that the room cannot be re-arranged in the way that the teacher might want. Wireless LANs also enable the provision of "computer carts". A computer cart is a trolley with a number of laptops and a wireless access point, which can be wheeled into the room where they are wanted. This means that all teaching spaces become computer rooms when computers are needed. This can include laboratories and even outdoors. This can reduce space requirements as there is less need for specialist computer labs for teaching and also eases timetabling.

Educational benefits are most likely to accrue where there are courses which require all students to have a laptop or personal digital assistant (PDA) such as a Palm or iPaq. While few colleges or universities within the United Kingdom currently have courses which mandate these it is already common in the USA and is likely to start to happen here soon. This ubiquitous computing with wireless connectivity opens up new educational possibilities which are beginning to be explored. Evidence suggests that this technology enhances collaborative work and is bringing new teaching methods into the classroom.

- In almost all situations wireless LANs will be used in conjunction with wired LANs to maximise the benefits for the college.

A wireless LAN requires a "backbone" to connect the parts together, and in most cases this will be wired (though point-to-point wireless connections can also be used). Also, there will be locations where wiring makes sense. Examples of this include computer laboratories where the need to provide power cables means that laying data cables at the same time is comparatively inexpensive and the density of computers and the bandwidth requirements make wired LANs the most sensible solution.

- Great care needs to be taken with the management of the wireless network if reasonable security is to be achieved. Reasonable means that the wireless part of the network is no more vulnerable than the wired parts of the network to hackers.

Wireless is inherently more vulnerable for two reasons. Firstly, the hacker does not even need to enter the premises to be able to gain access to the network from inside any institutional firewall as radio signals will pass through walls. Secondly, it is easier to monitor the radio signals compared to those in a wired LAN.

To overcome this a standard called wired equivalent privacy (WEP) has been developed. There have been some serious flaws in this, although a solution to the most significant flaw has now been developed and any new equipment purchased should comply with the enhanced standard.

To get the security in perspective it should be remembered that in most colleges it is not difficult for anyone to walk in and start using a computer in one of the labs, and the major problem is the ability to monitor traffic on the network and so learn user names and passwords if the security is not set up correctly.

- Wireless LANs do have a role to play in creating a good network in colleges and universities in particular where a college or university may be wishing to extend the network into additional buildings or parts of buildings or where "flood wiring" is being considered.

However, care is needed in designing the network as the available bandwidth is lower (4 - 54 Mb/s depending on the technology) and it is shared between all the users.

- Wireless LANs can use either radio frequencies or infrared light to transmit signals. While it is considerably cheaper to install infrared networks, as many devices (such as most laptops and PDAs and many printers) already have infrared (IrDA) ports the limitations (low bandwidth and the need for line of sight) mean that it will rarely be the system of choice. Radio frequency (RF) comes with a number of restrictions as most of the available frequencies are licensed for instance for use for television, radio and mobile phones. There are currently two bands which can be freely used, but this means that the available space is also used by other devices such as cordless telephone handsets, garage door openers and Bluetooth enabled devices, and therefore there may be problems of interference from other devices.
- When choosing a technology for wireless it is important to consider not only the installation costs but also the upgrade possibilities of any technology. Currently there two major families of wireless LAN technologies, and they are incompatible with each other as they work in different parts of the radio frequency spectrum. In most cases colleges and universities will want to use the technologies in the industrial, scientific and medical (ISM) band as these are better established, cheaper, offer more security and require less equipment. Their drawback is that the available bandwidth is less (but rapidly growing) and there is more likely to be interference from other devices (especially Bluetooth).

Currently wireless LANs should be built using Wi-Fi certified equipment which will ensure that it will work with equipment from any supplier and will provide a simple upgrade to equipment meeting the new 802.11g as that becomes available.

- Determining exactly how to install a wireless LAN is more complex than for a wired LAN as the way the radio signals travel in the buildings needs to be checked as wiring, plumbing and building materials can all affect how the signal travels. It is essential to undertake site survey to determine how the LAN should be installed. If this is not done then there are likely to be areas where no service is offered and additional equipment will be needed to give sufficient coverage. Without a survey planned growth will also be more difficult.
- Wireless LAN use will continue to grow and become more important over the next five years, by which time it will be as unthinkable for a university or college not to have a wireless LAN as it is for a college not to have a LAN now. They will continue to supplement wired LANs which will always have an important role to play, both providing the backbone within campuses and serving key areas such as computer labs where large numbers of computers needing high bandwidth are found.

The report looks at each of these issues and will help determine the most appropriate form of wireless LAN for your college or university.

1 Introduction

This section introduces wireless LANs for the layperson. It avoids jargon and technical details as far as possible while explaining what wireless LANs are, what different types of wireless LAN exist and the issues in determining the

suitability of wireless LANs for particular environments and applications.

The report goes on to look in some detail at the various types of wireless LAN and the issues surrounding each of them and how one should select the best technology.

The subsequent two sections look at what people are currently doing with wireless LANs and what wireless LANs can offer learning and teaching.

The report concludes with an at a glance comparison of the various wireless LAN technologies, a glossary and an annotated bibliography.

1.1 Wireless Basics

This section introduces some of the concepts involved in wireless LANs which are necessary to understand any discussion about wireless LANs.

There are five guiding principles that determine the way in which wireless communications work.

- **Bandwidth is scarce**
Wireless communication requires radio (or infrared) spectrum, and while the number and type of applications are increasing rapidly the available bandwidth is severely constrained. As bandwidth is scarce it is very expensive in line with the laws of supply and demand (hence the multi-billion sales for third generation (3G) mobile telephony licenses). While the cost of providing bandwidth is falling the price of processing and storage is falling much faster which means that data requirements are currently growing much faster than the rate at which the available bandwidth is growing. The cost of wired access is falling much faster than the cost of wireless bandwidth with the result that the cost gap between wired and wireless communications is currently

growing, and is likely to continue to do so. On the other hand because the cost of processing is falling faster, improved compression and other techniques can be used to help make better use of the available bandwidth.

- **Complete coverage of a campus is hard**
 Wireless signals of the type used for wireless LANs decay rapidly (with the square of the distance from the transmitter at best); this means that many access points (LANs) or base stations (mobile telephony) are needed. Also, the higher the frequency the faster signals decay, the more base stations are needed and the greater the cost. To complicate matters further, the higher the frequency used the greater the bandwidth available, but the faster the signal decays, and these need to be balanced when designing a network.
- **The environment is hostile**
 Wire and fibre provide an excellent medium for signals. The air through which wireless signals must travel is a very poor environment due to echoes off obstacles, humidity etc. This means that complex error correction systems are needed which are not only expensive to design and build but also require additional bandwidth to work.
- **Power consumption in mobile devices**
 For mobile devices battery power is a problem. The greater the distance being communicated over, the greater the signal power required and hence the size and weight of battery needed to make it work. This places a major constraint on both the signal strength and the processing used to encode and decode signals.
- **Cost**
 Increasingly devices are mobile, and if they are to include wireless connections the costs need to be kept very low so as not to inflate the overall cost too much; this means

that design and building costs must be low. One of the design criteria for Bluetooth was that the chipset needed should cost around \$5 so as not to inflate the price of devices using Bluetooth.

A variety of different modes of wireless interconnection have been developed. They can roughly be divided into personal area networks (PAN), local area networks (LAN) and wide area networks (WAN). The diagram shows the ways in which the various different types of wireless network may be used together to provide the best performance and mobility. The figure shows a student with a PDA (but it could equally well be a laptop) and a mobile phone. When students are at college they would use normally use the wireless LAN from their PDA to access the college intranet and the internet, they might also exchange data between a desktop PC that they were using (perhaps for some specialist purpose) and their PDA using Bluetooth rather than using the LAN. This is particularly likely in computer labs where the computers would be on a wired LAN and there may be no wireless LAN available. At home the student might plug their PDA into a network or dock at home, but in the future they may well dock a PDA to a computer using Bluetooth, or if they have a laptop they may have a wireless LAN at home. On the move they can send and receive data via their mobile phone, using Bluetooth to send the data from the PDA to the mobile phone.

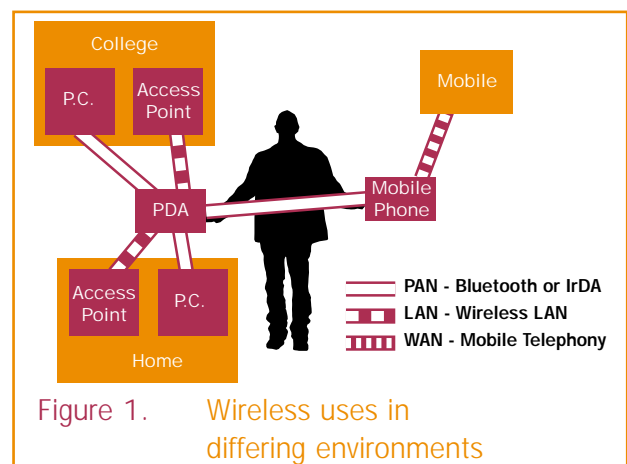
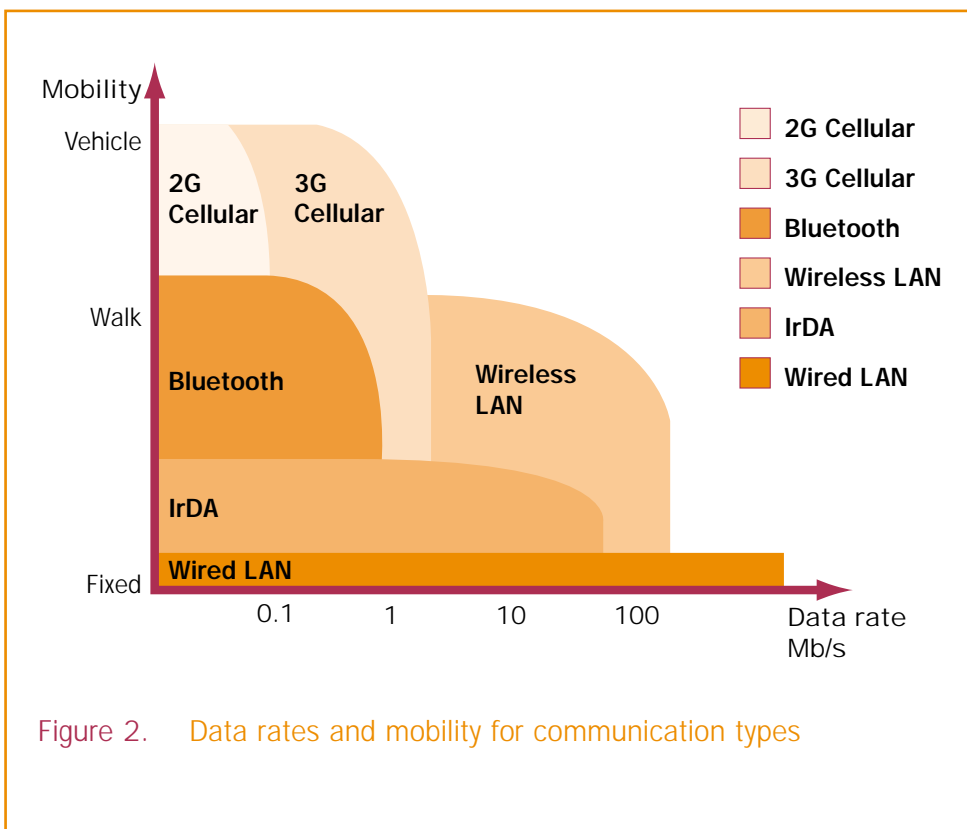


Figure 2 shows the various types of wireless communication and their data rates and mobility. From this it can be seen that there is a balance to be struck between performance and mobility, and that there will always be a mixed environment as each of the types of communication offers different advantages. While some offer good data rates (measured in Mb/s) others offer better geographic coverage.



less reliable and secure medium than wire (or fibre).

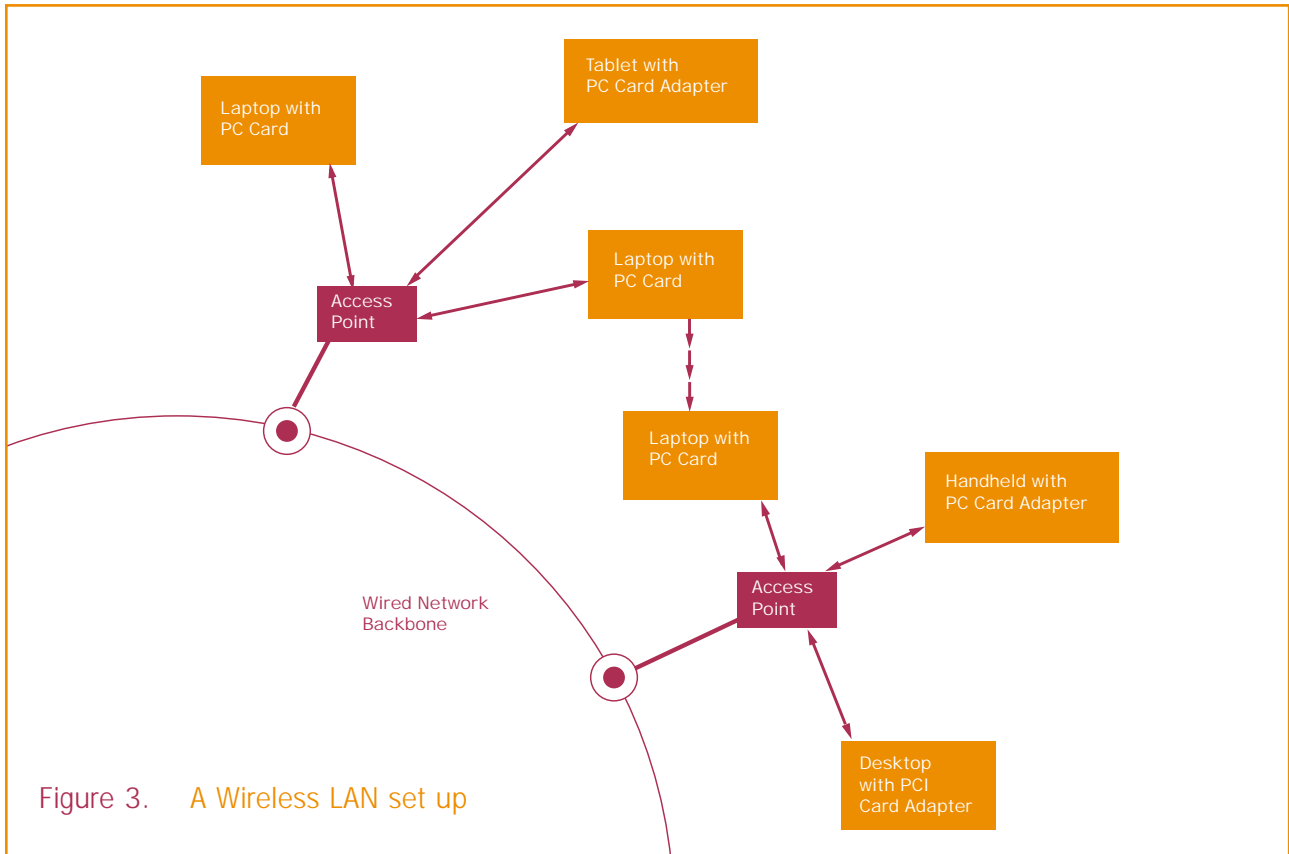
A wireless LAN consists of a number of access points linked to the wired LAN backbone¹. The access points provide a wireless service to the users and connect this into the LAN. The access point can communicate with all devices within range that are using the same standards.

The range is determined by the type of technology, the power of the signal and the environment in which it is being used. Typically this is around 10 m for Bluetooth to around 50 m for wireless LAN technologies - though the higher bandwidth technologies are likely to offer maximum bandwidth for about 15-20 m. Although radio waves will go through walls they do lose some of their power, and hence the distance they will travel. Wires, metal grills, pipes, even

shelves of books will all absorb some of the signal and so reduce its range.

Each device that will be using the wireless LAN will need a wireless card which will receive signals from the access point and send signals to the access point. A variety of different types of wireless card are available for laptops and PDAs. It is important to remember that the wireless LAN needs power to send and receive signals, so using a wireless LAN will flatten the computer's battery more quickly unless it has its own power source. Roll on wind up computers.

The function of any LAN is to enable computers to communicate with each other. In this respect a wireless LAN is no different. Fundamentally, it needs to be able to send and receive data, and to ensure that the data that has been sent is correctly received. Beyond this there are a range of issues needed to build a usable network. These include addressing (how to know where to send the data), reliability, bandwidth, security etc. Many of these functions are identical in a wired and wireless LAN. The way that some of the issues are resolved have to be different because air is a



1.2 What is a LAN

A Local Area Network or LAN is simply a way of connecting computers together within a single organisation, and usually in a single site (which may comprise many buildings such as a college campus). A LAN can be considered to be the same as an intranet, although the term intranet is often used to include the computers, servers and the software systems attached to it as well. A LAN will normally be connected to the internet, and for colleges and universities this means connection to the SuperJANET network; and thence to the rest of the internet.

Construction of a wired LAN

These days the LAN is of such importance to institutions that issues like security and availability are very important. A LAN will normally have a firewall between it and the

internet to protect the intranet from unauthorised external use. Users would be expected to "log in" to the intranet with a user name and password.

Building a LAN, and especially a wired LAN, is expensive. Servers and routers must be bought and cable must be laid wherever access to the network is wanted. While cable and sockets are cheap the cost of putting down cable is high because of the labour involved and the disruption to normal working which is often incurred as furniture is moved, walls drilled and trunking and wiring installed.

Construction of a wireless LAN

An alternative to this is to build a wireless LAN. A wireless LAN comprises a number of "access

points" linked into the main campus network backbone. An access point is a piece of equipment which acts as a bridge between the wireless parts of the LAN and the wired parts. Typically only one or two access points will be needed in a room (depending on the size of the room, the expected number of users and its construction. In contrast, a wired LAN will need one port for each computer that might be connected to the network. The access points are radio transmitters and receivers which communicate with the computers in range and with the LAN backbone. Unlike the wired LAN ports there is considerable flexibility about where the access points are located. Typically it will be near the ceiling, so many of the problems associated with deciding where to locate ports are avoided.

With a wireless LAN each computer will require a wireless card to be installed. These are available for desktop PCs, laptops and PDAs. Many laptops now come with them already installed, or as an option.

A wireless network does not completely eliminate the need for wiring. It does reduce the number of wires that are needed and provide flexibility for location of PCs and access points.

There are four families of standards for wireless LANs; and some of these are incompatible with others. Three use radio and one using infrared light. Each has benefits and disadvantages and it unlikely that any of them will disappear in the next five to ten years. All four are currently being developed and are likely to see improved bandwidth (speed), security and other features.

1.3 Benefits of wireless LANs:

- **Reduced installation effort and costs**
Cabling up a wired LAN can be very expensive and disruptive. It is likely to

require drilling through walls, putting ducting along walls etc. This may mean moving all the furniture in each room to be cabled. Each of these takes time and material and the costs rapidly mount up. Wireless LANs require the installation of a small number of access points, however there is considerable flexibility concerning their location, the installation costs will therefore be lower.

- **Flexibility of room layout and use**
Wireless LANs do not have specific locations where computers must be plugged into the LAN this means that they are much more flexible in terms of both the location of computers and the number which can be used in an area. When "flood wiring" a space (that is providing sufficient network ports for all expected use) it is necessary to cable up as many ports as you believe are going to be wanted and in the locations that they will be needed. One has to balance the cost of installation against the flexibility of the system, as installing additional ports increases the cost of the network, but with the risk that the additional ports will never be needed. Equally, it is difficult to determine the best locations for the ports as this will be determined on how the space is used - which is likely to change with time, and more often than re-cabling is done. Most people have encountered places where there are long trailing cables as the ports are in the wrong place, or where the space is not optimally arranged or where the room has had to be re-cabled to meet the changing circumstances. None of these occur with a wireless LAN.

There is another advantage with wireless LANs. If a classroom is wired then the desks must be fixed as the wiring has to go to each desk and moving the desks will wrench the wires. With wireless, the class can be completely flexible again as there are no problems with moving desks, which

means that space can be used flexibly and efficiently. Because wireless LANs are comparatively cheap to install it becomes feasible to provide LANs in more parts of the campus so that computer use is not restricted to a small number of places.

- **Extended coverage to new locations**

The user can be anywhere, including places that might not have been wired such as corridors, cafes and even outside. Many institutions that use wireless LANs have included coverage in cafes and (in places with reasonable climates) outdoors. Experience shows that this is very popular with students and they do make effective use of these spaces for online learning.

- **Use of student owned computers**

increasingly students bring their own computers to college and university (whether laptops, PDAs or smart phones). They want to be able to use them when they are on campus.

Providing sufficient network points in places where they want to use them in libraries, study areas, classrooms and cafés is expensive and inflexible and difficult for the student who then has to sit by the port. The problem is exacerbated when students want to work together and each needs to connect their computer to the network.

Providing a wireless LAN means that when the computer is switched on, wherever the student is, the computer is connected to the LAN.

As an aside it is worth noting that when students have wireless LAN cards in their computers they can share data between their computers even in the absence of a network by using "peer-to-peer" networking - where the computers talk directly with each other without going via servers and routers. This is a similar model to Napster.

1.4 Disadvantages of wireless LANs:

- **Less secure than wired LANs.**

Wireless introduces some additional security problems beyond those associated with a wired network (which a wireless LAN shares). Considerable effort has gone into providing security to meet these problems, and a more detailed discussion is provided below. Here some of the key issues are highlighted.

The signal from a wireless LAN will pass through walls, which means a hacker does not even need to be inside the premises to access the LAN, and be inside the firewall. If they can make use of the wireless LAN they are on the college network.

Closely related to this it is easier to monitor the traffic on the network and so acquire user names and passwords. These are normally encrypted, but there are some doubts about the methods used - the biggest flaw in the current methods was solved in January 2002.

- **Standards are still evolving**

The standards for wireless LANs are still rapidly evolving and not always compatible with each other. A number of different standards are being used or defined by a variety of different organisations which are only sometimes talking to each other. Europe has been working on some standards for use in the EU, while the IEEE, based in the US, has been defining standards with the aim of being worldwide. There is also work in Japan. The major standards are as described overleaf:

Standard	Standard body	Spectrum	Date	Continued development	Where used
802.11	IEEE	2.4 GHz	1999	Superseded by Wi-Fi	Worldwide
802.11b (Wi-Fi)	IEEE	2.4 GHz	1999	Will probably be superseded by 802.11g	Worldwide
802.11g	IEEE	2.4 GHz	Probably 2002	Yes	Subject to approval Worldwide
802.11a	IEEE	5 GHz	1999	Yes may merge with HiperLAN/2	USA but moving to Worldwide
HiperLAN/1	ETSI	5 GHz	1998	Superseded by HiperLAN/2	Europe
HiperLAN/2	ETSI	5 GHz	2000	Yes may merge with or be replaced by 802.11a	Europe
Bluetooth	Bluetooth	2.4 GHz	1998	Yes	Worldwide
IrDA	IrDA	350 THz	1994	Yes	Worldwide

Table 1. Some wireless LAN standards

These standards, how they are being developed and their respective advantages are discussed below.

■ **Cost of network cards**

Cards for wired Ethernet start at around £10, while wireless cards start at around £60 though this is likely to come down, but they will never be as cheap as wired LAN cards as they are inherently more complex.

- **Management of the network is more complex**

There are a number of issues associated with managing wireless networks, which add to the complexity of network management in a mixed wireless and wired LAN environment. These include the need to manage the wireless LAN as a single subnet if roaming is to work, how the wireless part of the LAN relates to the rest of the network and managing security. With modern wireless LANs management can mostly be done centrally, but with some access points there is a need to visit them to make some of the changes that may be needed.

- **Network performance degrades with additional users**

Where many users are connected to the LAN via the same access point the performance of the LAN can degrade quite rapidly compared to wired ethernet systems. Firstly because the available bandwidth is shared between all the users, and secondly because of the nature of the communications protocols needed to support wireless working. The overheads associated with setting up each message are much larger for wireless LAN than for a wired LAN, and the protocols enforce waiting times (of microseconds) at certain points. The decline in network performance is particularly great when two PCs are hidden from each other (for instance at opposite sides of the cell) but both are trying to communicate with the access point at the same time, so corrupting each others messages.

- **Interference from other devices**

The frequencies that Wireless LANs use are part of the unlicensed spectrum, which means that many different types of devices also share the spectrum. These include cordless telephones, garage door openers, microwave cookers and Bluetooth. So far this does not seem to be a great problem, but as the number of wireless devices grows there is the potential for problems to occur.

2 Types of Wireless LAN

There are a variety of wireless LAN technologies. Most are based on radio frequencies, but some are based on the infrared spectrum.

The radio frequency (RF) wireless LANs of interest all use the unlicensed radio frequencies. There are two radio bands here. The "Industrial, Scientific and Medical" (which uses the 2.4 GHz frequency band) and a more recent addition at 5 GHz (sometimes referred to by its US name as the Unlicensed National Information Infrastructure - UNII). These bands are used because the wireless LAN user does not need a license to operate the equipment so long as it meets the regulations on its use. Other frequencies can be used but require licenses or that the service is provided by the license holder. Some mobile telephony service providers have just spent billions on licenses and are looking at providing private data networks as additional way of increasing revenue.

There are no license requirements on the use of infrared, but there are health and safety issues. Infrared light can damage eyes and there are therefore safety limits on the strength of the signal, which may be used, which in turn limits the effective working range for an infrared LAN to around 10 m.

2.1 Standards

Wireless LANs suffer from a surfeit of competing standards, and the situation is unlikely to improve much in the next few years. Currently there are at least seven standards in use, some only in Europe others only in the US and the Japanese have their own, closely related to the European standards - see "Table 1 Some wireless LAN standards," for some of the standards and where they currently apply. Many observers expect there to be some convergence of some standards, and others will become legacy systems which new equipment will support so

that it can work with older equipment. There will be at least four standards in use over the next five years, and if LANs based on 3G telephone systems arrive then that number can only rise.

Different wireless frequencies have different behaviours, so a standard which works well at one will not work in another. This would logically lead to the development of at least three standards at the moment for the ISM (2.4 GHz), the UNII (5 GHz) and the infrared bands. However, standards are optimised for different functions, and mobile telephony, wireless LANs and PANs all have different requirements. For instance, there is a balance to be struck between the cost and the power requirements of equipment and the area that they can cover. The cost of building wireless chips rises much faster than range they can cover, so that these have to be carefully balanced.

To add to the complexity the standards are being produced by several different standards bodies, some of which are international bodies with a remit to develop standards (IEEE, ETSI) and others which are associations of suppliers who need their equipment to work together (Bluetooth, IrDA, WECA). The latter tend to be able to work much faster as they do not have to go through the complex procedures used by IEEE to build consensus, conversely their standards have no particular standing and there have been many such standards developed which have then gone by the wayside. Equally, production of a standard by one of the standards bodies is no guarantee that the standard will be adopted, as it is often the large vendors who determine which standards are actually adopted. However, in the case of wireless LANs, governments have a considerable say in the standards used as they can allow, or not, particular technologies to be used.

There is every reason to suppose that all the standards discussed here will continue to be important for at least the next five years, with

the possible exception of Bluetooth, but may not achieve what its adherents claim.

The remainder of this section looks briefly at each of the major standards and who is responsible for defining them, their scope and their geographical coverage.

Table 1 Some wireless LAN standards and Table 2 Comparison of different wireless LAN technologies summarise this information.

If you are not interested in the individual standards you should skip to section 3 Regulatory issues.

2.2 IEEE 802.11

The Institute of Electrical and Electronics Engineers (IEEE) is an international professional organisation for Electrical and Electronics Engineers, with formal links with the International Standards Organisation (ISO). They have been defining standards for LANs and MANs for many years now, including some for wireless LANs. The IEEE group tasked with developing standards for LANs and MANs is called 802.

Within 802 are a number of working groups looking at different aspects of LANs and MANs, and working group 11 is looking at standards for wireless LANs, hence 802.11. The 802.11 group has felt it necessary to set up a range of task groups (a-h plus x) and the standards that they define are suffixed by the task group letter. Hence 802.11a, 802.11b etc.

802.11 defines the way in which wireless LANs, both radio frequency (RF) and infrared (IR) work. The standards are constrained to the unregulated radio frequencies (2.4 GHz and 5 GHz), while there are no frequency constraints on the use of infrared there are health and safety limits on the power that any signal can provide.

There are four relevant standards within the 802.11 family that are relevant here, three

which work in the 2.4 GHz ISM band and one which works in the 5 GHz UNII band.

Three of the standards work in the ISM band, and are licensed for use in Europe, the US and Japan. They follow on logically from one another and provide greater bandwidth. The three are 802.11 (2 Mb/s), 802.11b (11 Mb/s) and 802.11g (34 Mb/s). 802.11 is not greatly relevant now that 802.11b (also often referred to as Wi-Fi) is established, and this is the one that is mostly being sold at the moment. 802.11g has not been ratified yet, but is expected to be approved in the second quarter of 2002 now that most of the contentious issues have been resolved. However, even when 802.11g is approved as a standard it will need regulatory approval before it can be used in this country. It is worth noting that considerable effort has been made to ensure that these three will work together, so that investment in 802.11b will not be wasted when 802.11g starts to be sold. 802.11g access points will work with Wi-Fi wireless cards and Wi-Fi access points will work with 802.11g wireless cards.

Finally there is 802.11a, which works in the UNII 5 GHz frequency band. This offers 54 Mb/s and competes with HiperLAN/2 from ETSI (see Section 2.6 HyperLAN/2). 802.11a equipment is now being shipped in the US, but the market is still very immature and it is not licensed for use in the UK yet.

2.3 Bluetooth

Bluetooth is a trade association that took a system originally designed by Ericsson for cable replacement. If you look at your desk it almost certainly cluttered with cables, to the keyboard, the mouse, speakers, possibly a printer, a PDA synchronisation cradle etc. Bluetooth was designed to replace these with what is often referred to as a personal area network (PAN), which means that it was originally designed with a very short range (maximum 10 metres) for ad

hoc low bandwidth networks. One of the major determinants in the short range was to keep the cost down. It has always been one of the goals of Bluetooth to develop systems which cost under \$5, and so can be incorporated in other systems (mobile phones, PDAs, keyboard, mice etc.) without pricing them out of the market.

Bluetooth, having been adopted by a large number of manufacturers, is now being promoted for purposes other than those for which it was created, though it is not clear whether it is suitable for building LANs, because of the short design range, the low data rates of 4 Mb/s (although these will no doubt increase in newer versions) and because its design may not be suitable for building high performance networks.

Bluetooth, like Wi-Fi and 802.11g works in the 2.4 GHz range, and this means that the networks may interfere with each other. Whether this will be a problem is yet to be determined, and a subject of active research. However we will not know until Bluetooth is in widespread use and we begin to see what effect it has on LANs.

Current predictions suggest that Bluetooth will be important, and this may have an influence on the design of LANs which work in the ISM 2.4 GHz band.

2.4 WECA

The Wireless Ethernet Compatibility Alliance (WECA) is another trade association. Unlike the other bodies listed here WECA does not define standards. It certifies that equipment from different suppliers will interoperate successfully. To do this it has created a trademark - Wi-Fi - which equipment that they have tested as meeting a common interpretation of the 802.11b standard can use.

It is important to note that while products which have been certified as Wi-Fi by WECA are interoperable with each other, product specific

features may not be interoperate (and this may include some security features when interoperating with different manufacturers equipment).

Without interoperability between manufacturers (or even different products from the same manufacturer) users would have to buy all their supplies from a single supplier. This might sound good from the supplier's perspective, but in fact it would cause them many problems too. For instance if you take your laptop to several places you might have to have several wireless cards to work which is impractical for users and would remove many of the advantages that wireless LANs offer. Wi-Fi ensures that you will at least get the minimum service if you are using an approved card if the card is using the 802.11b standard.

Anyone creating a wireless LAN based on the 802.11b standard should only buy Wi-Fi equipment, as this will allow them to intermix with equipment from other suppliers. This is important for the college or university when it extends its equipment, but it is also important for students who arrive with their own equipment and will not want to keep changing their wireless LAN card depending on location.

2.5 IrDA

The Infrared Data Association (IrDA) is yet another trade association which has been defining standards for infrared communication for many years. Infrared is a technology which has moved in and out of favour over time. It has some advantages; notably that it is cheap and there are many devices which already include infrared including most laptops and PDAs as well as some printers. Before the advent of radio frequency LANs people were building infrared LANs, with some success.

The main problems with infrared centre around the way the signals propagate in a building. There

are two apparently contradictory problems. To get a good signal to send data there is a need for "line of sight" between the communicating devices. This means that computers need to be orientated towards the access point, and that there are no objects between the computer and the access points - such as other computers or partitions. The other problem results from echoes as the signal bounces off walls etc, which can cause problems with reception. These, together with the shorter distance and the inability of signals to go through walls means that radio frequency tends to be the technology of choice for LANs.

In many ways IrDA is a competitor for Bluetooth, they are both cheap, short range technologies which are likely to be incorporated in handheld devices.

In the end it is likely that Bluetooth (or its successors) will win out over IrDA for building personal area networks (PAN) - that is to allow an individual's devices to communicate with each other such as PDA and mobile phone, because there is no need for line of sight, so that one device could be in your pocket while you are using the other. For instance, your PDA could send emails via your mobile phone.

2.6 ETSI

The European Telecommunications Standards Institute (ETSI) says "HiperLAN/ 2 is a flexible Radio LAN standard designed to provide high speed access up to 54 Mb/s to a variety of networks including 3G mobile core networks, ATM networks and IP based networks, and also for private use as a wireless LAN system. Basic applications include data, voice and video, with specific Quality of Service (QoS) parameters taken into account. HiperLAN/2 systems can be deployed in offices, classrooms, homes, factories, hot spot areas like exhibition halls and more generally where radio transmission is an efficient

alternative or a complement to wired technology.”² It is worth noting that HiperLAN/ 2 was developed in conjunction with the Japanese standards body, the Association of Radio Industries and Broadcasting.

HiperLAN/2 offers a number of advantages over 802.11a (the alternative from 2.2 IEEE 802.11 see above) in that it incorporates quality of service (QoS) features. However, there is a long tradition of Europe developing standards which are not adopted because the US does something different.

Most observers suggest that HiperLAN/2 will lose out to 802.11a, but that some of the features developed by ETSI will be incorporated in revised versions of the 802.11a standard.

2.7 Wireless telephony

Wireless telephony is only included here for completeness as it cannot be used to build LANs at the moment, nor is it likely to be able to in the next three years. As current technologies (GSM and GPRS) do not offer sufficient bandwidth

Wireless telephony networks are likely to form a major part of networking once 3G networks are widespread, but that will not be for a few years. There are a number of serious technical issues which will have to be resolved before wireless telephony networks can be effectively used for data networks.

The service providers having spent enormous sums buying licenses and then more for installing the necessary infrastructure and persuading people to move from their current mobile telephone systems will be needed. It is likely that they will therefore be interested in building private networks within buildings or campuses based on piconets (tiny areas covered by each base station to provide sufficient bandwidth in a densely used area). The advantage here is that a single technology would then work for both the LAN within the campus and for wide area

calls from anywhere. Whether this will happen will depend on whether the cost and technology issues can be solved before it is overtaken by some other technology.

3 Regulatory issues

Once again there are differences between infrared and wireless.

Broadcasting has long been regulated by governments worldwide. Originally as a way of controlling the use of wireless, regulation is also used as a means of raising very large sums of money by selling off frequencies. There have also been moves to make some bandwidth freely available. For radio frequencies there are two bands which have been made available for unlicensed use. However, this does not mean that there are no regulations. Equipment has to meet stringent regulations about what frequencies they use, and even how they use them.

3.1 Radio Frequencies

Radio frequency transmissions are very strongly regulated by governments worldwide through both national laws and international agreements. Wireless bandwidth is a very valuable commodity and with current technologies suffers from limited bandwidth and channels.

Many channels are reserved for particular purposes, whether they be TV and radio broadcasts, CB radio, police or military use.

There are currently two bands which have been freed of most regulations and which can therefore be used by anyone (subject to the rules discussed below) for any purpose. This means that many different types of user will be competing for the same bandwidth whether they are using cordless telephone, garage door opener or a wireless LAN. With most frequencies the end user has to get a license to use that frequency, and will

have to use appropriate equipment. With the unlicensed bands the equipment will need to be approved (much like the green triangles on telephone equipment which may plugged into the BT network), but no additional licensing is required to use it.

Health and Safety

There has been much discussion over the safety issues relating to electro-magnetic radiation from mobile phones, so it is worth commenting on these concerns in relation to wireless LANs which do emit electro-magnetic radiation. There are three points which show that wireless LANs are safe.

- Firstly, wireless LANs operate at a power of 35 mWatts, compared to 600 mWatts for mobile phones, or about one twentieth of the energy emitted by mobile phones.
- Secondly, they are not held against the head as mobile phones are, and the amount of energy is inversely proportional to the square of the distance, so that the amount of energy reaching the head will be less again.
- Thirdly, wireless LANs transmit in bursts, and only when they have data to transmit so that is a user wants to transmit 100 M B of data per day then the transmission time will be about 10 minutes.

Together they indicate that any dangers which there may be are trivial in comparison to mobile phones, and even there it is strongly disputed that there really is a danger.

2.4 GHz - Industrial, Scientific and Medical (ISM)

The 2.4 GHz frequency band has been available for some time and there are lots of products available for it besides the wireless LAN. These include cordless telephones, garage door openers

and Bluetooth. The current generation of wireless LAN equipment uses a method called direct sequence spread spectrum, but this is not suitable for the higher data transmission rates that are now being developed within the 802.11g standard. These will use orthogonal frequency division multiplexing (OFDM). At the moment there is some doubt over whether the current license arrangements do cover 802.11g, but most commentators do not think that there will be a problem.

5 GHz - Unlicensed National Information Infrastructure (UNII)

Both 802.11a and HiperLAN/2 work in the 5 GHz band, but as Figure 4. Licensed bandwidth in the 5 GHz band shows the frequencies available and the terms under which they can be used vary from country to country. Different countries have released different parts of the spectrum for unlicensed use. This makes the design of equipment more complex and thus more expensive as mobile equipment needs to work out what environment it is operating in and so which rules it needs to follow. There are moves afoot to bring the available frequencies in line with each other, but dates for this (if it succeeds) are a guess.

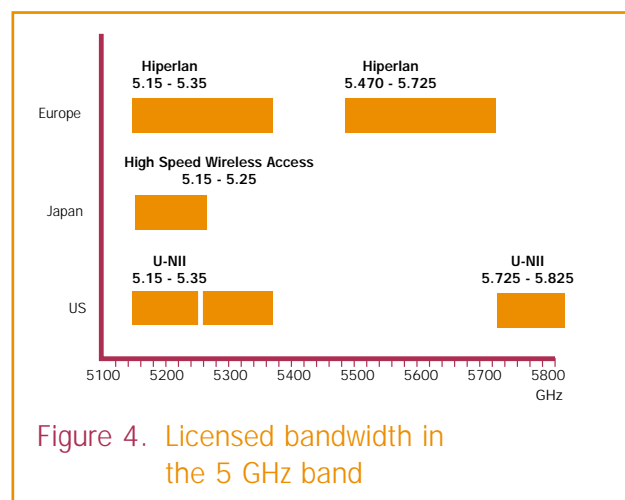


Figure 4. Licensed bandwidth in the 5 GHz band

3.2 Infrared

There are no regulations controlling the use of infrared for data transmission because infrared is obstructed by walls and signals will only travel for a relatively small distance outdoors (around 10m with permitted power levels). There are health and safety issues which limit the amount of energy (power of the signal) as intense infrared light can damage eyes. This then limits the power of signals and therefore the distance at which the user can be from the access point, hence the problems associated with using infrared to build wireless LANs.

4 Security

Security is a serious issue with any kind of network these days. Networked computers are now critical to the efficient running of any college or university and it is imperative that unwanted intruders (hackers) do not access or damage data on the systems, nor that they prevent systems being used through denial of service attacks. This is not the place to discuss the general issues about network security. However, there are some additional issues which arise with wireless LANs. Some of the issues that arise from wireless LANs are less of an issue for colleges and universities because they are such open institutions. Whereas in most corporations it is not easy to wander in and start using a computer; colleges and universities have rooms devoted to it - PC labs. This means that the problems associated with being able to attach to the network from off the campus are little different to the problems of strangers wandering in to the site and using the network, possibly on college equipment.

The other great problem is that it is easier to monitor other people's traffic on wireless LANs than on other network technologies, and so learn people's user names and passwords. These are transmitted in encrypted form, but there are some problems with the methods

used so that it is not very secure. However, if you want to learn a user name and password by far the easiest thing to do is sit down at a computer in one of the computer labs, look lost and then turn to your neighbour and say 'I have forgotten my password could I use your username and password as I just need to check the course timetable'. The chances of being given one are remarkably high.

Having said that, there are issues with wireless LANs and they do need to be taken seriously. If the network is properly planned and well managed then they are not great problems and many companies which take security seriously are using wireless LANs. It does take more care and thought to reach the same level of security.

With a wired LAN anyone who wants to breach security either has to be on the premises using a computer attached to the network or if they are outside the institution then they have to come through the "firewall". A firewall is a piece of software or hardware which checks all traffic coming into the network from outside, or leaving it, and ensures it meets specific criteria to ensure the secure and effective running of the network. With a wireless LAN the user can listen to anything on the network so long as they are in range, and this can include being off the college or university's premises.

Many suppliers also provide their own additional, proprietary, security features that will only work with their equipment. However, if students are to be allowed to use their own equipment then they will want to be able to use it everywhere (and with part time students or staff this could include other wireless locations such as their employers), which means that you cannot reasonably specify that they will use a particular card which may have additional security features as this would mean that they have to keep changing the card and reconfiguring their computer depending on where they are.

To address the security issues a standard called

17

wired equivalent privacy (WEP) has been developed. Unfortunately, there are a number of severe security holes within WEP which mean that it has been relatively easy for a hacker to crack the security and gain access to the LAN. The most serious hole in WEP has now been fixed, but there are others and as with most systems there are probably more to be found.

There are a number of solutions to this problem, several of which are vendor specific. See the security section of the bibliography for a selection of papers on the issue.

In September 2001 WECA produced a set of recommendations³ on the use of Wi-Fi. They noted that the biggest threat to security is the failure to use any form of security and then recommended six actions that can be used to improve security in smaller offices including turning WEP on and managing the WEP keys properly through to using a virtual private network (VPN). Where greater levels of security are required then additional security methods are needed such as RADIUS or Kerberos.

5 Mobility

Mobility comes in two forms; itinerancy - the ability to use computers wherever you happen to stop, and roaming which is the ability to use computers on the move (or more to the point perhaps, not having to log in each time you have moved but being able to continue from where you left off). Both can be provided by wireless LAN, though roaming is more complex to provide.

5.1 Itinerancy

Students are going to have their own PCs in ever increasing numbers in the future, and they will want to be able to use them when they are on campus, as well as at home and at work. In a

few years time it is likely that they will preferentially choose colleges where this is possible.

Many staff work part time and may possess their own laptop which they then want to be able to use when they are in college.

Wireless LANs make this easier to support. Students do not have to find ports, but can use their computers wherever they are on campus, and this increases flexibility of use for the student and eases planning problems for the college - students will go to where they can find space and still be able to use their computer rather than all the students jockeying to use the limited spaces where wired ports are available.

Some people are now installing wireless LANs in their homes - which can be done from around £200. This is not common yet in the UK, but will become increasingly common as people have more than one computer at home, with a single fast internet connection which can easily be shared among them. Although it is more expensive than wiring a LAN people can install it themselves without having to rip up floors and drill walls to lay cables.

Companies are now starting to install wireless LANs and supply their staff with wireless enabled laptops. These people will want to be able to use their laptops while at college to support their studying. They will then put pressure on colleges to supply wireless LAN facilities, and it is likely to give colleges which do offer the facility a competitive edge.

5.2 Roaming

Wireless LANs allow anyone at college to move around with their computer while remaining connected to the network, and therefore without having to keep logging on. This means that a student who has started some work in class can continue working on it afterwards in the library, study area, café or anywhere else that happens

to be free, without having to leave everything they were doing, log off and start again when they get there.

It is not a particularly important function of wireless LAN, but it is one of the features that is nice to have once a wireless LAN is installed.

Roaming requires considerable thought being given to how the wireless LAN network is set up. Typically it is achieved by making the wireless LAN a single separate sub-net, but as it is likely to work across many parts of the LAN this requires care in setting up if it is to work and not create other problems - including security problems.

6 The US position

Wireless LANs are going to become more common. We already are seeing some American universities using the presence of Wireless LANs as a marketing tool, in the way that well-cabled universities were a few years ago. It is not long until we see some American community colleges following suit.

The dynamics in the UK are of course different. Laptop universities (where all students are issued with or are required to have a laptop) are not uncommon in the US - especially as the cost can be included in the part of the fees which are eligible support. The requirement for a PC already exists on some Open University courses, and this is likely to increase. It cannot be long now until some UK universities make possession of a PC, or even a laptop, a requirement for at least some courses.

Once all students have laptops (either across the university or college or just on some courses) the use of wireless LANs makes a great deal of sense. There is no need to calculate exactly how many ports are needed in any area. With wired ports one needs to calculate for the expected maximum and either provide for that or know that some needs will go unmet. With wireless

as more people use a space the service gets shared more thinly so that quality declines but a service is provided for all.

Students do not need to plug their laptops in to be connected to each other, the teacher or the internet, and it is much cheaper to deploy wireless LANs than flood wiring an institution despite the cost of wireless LAN cards.

6.1 Costs of wireless versus wired LANs

It is not possible to give anything other than indicative costs for the various types of LANs. The costs will depend on the infrastructure already in place, the configuration of the campus including the number of buildings, the building materials that they are constructed from and of course the coverage that the LAN is expected to provide.

What is discussed here is the costs reported by some of the institutions which have deployed wireless LANs. It is worth noting that these are particularly successful ones and that the scale of savings may not be as great as suggested here.

The University of Akron, Ohio

The University of Akron needed to upgrade their entire LAN and had been looking to do it over several years because of the cost. They had costed wiring the library alone at \$800,000, because of the disruption and the high cost of drilling the reinforced library walls and floors. Installing wireless in the library only cost one tenth of this at \$80,000 and they used a further \$200,000 to buy 100 laptops for use in the building. The laptops are lent out fully charged, with either a single or dual battery so that they have a life of 2 - 5 hours before the student needs to return them. In this particular case students are not allowed to remove the computers from the library.

Buena Vista University, Iowa

Buena Vista University wanted to rewire 41 classrooms which it estimated would cost at least \$5,000 per classroom (ie. \$205,000), and would have to be done over three years because of the disruption that it would cause. Instead they installed a wireless LAN over the entire campus, with most of the installation work being done in a two week period in the summer.

Putting one or two access points in each classroom worked out considerably cheaper than drilling out the walls and floors and adding sufficient wall jack ports.

They spent \$152,000 on 130 access points to cover the entire campus (fewer than half of these were used in the classrooms) and \$225,000 to buy 1,500 wireless cards for laptops.

What is interesting to note is that in both these cases, and other instances which could easily be cited, is that although the cost of installing the LAN falls significantly the installation brings other costs with it. Wireless LAN cards have to be acquired for PCs, but it is the success of the projects which tends to raise expectations and requires additional resources to meet these as a result. This includes rolling the wireless LAN out to areas which had not initially been planned for (or possibly not even considered in the original plans) and in several cases - such as Akron - buying additional wireless enabled laptops for loan to students.

Conclusion

Wireless LANs are considerably cheaper to deploy than flood wiring. Cost savings of up to 90% are not uncommon if looking only at the networking costs. However, the increased flexibility that wireless LANs provide also creates greater demand so that some of the savings may be needed to meet this. The end result will still be a cheaper, more pervasive and more useful network.

7 College and University drivers

The use of wireless LANs in the UK needs to be considered in relation to the main drivers for change in colleges and universities. There are many drivers and here we only consider some of the main ones coming from the government and the funding councils.

■ Widening participation

50% of school leavers are expected to experience some form of higher education by 2010, encouraging young people to remain in learning and increase their attainment is of increasing importance.

An increasing number of students will have their own laptops, and this will include school leavers. Some will have been given them, but an increasing number will be getting their hands on their own laptops through school based schemes. Many of these children will keep these laptops when they leave school and want to use them in college. Wireless LAN provides a simple way of achieving this.

We will also see an increasing number of colleges offering laptop loan schemes - both short term for a few hours (until the battery goes flat) and for whole modules or courses - as a way of encouraging students to become more technically literate as part of their education. These computers will need to be able to access the network, and the easiest way to achieve this in college will be through the use of wireless LANs.

■ Involvement with industry and the community

Including maximising the contribution of education and training to economic performance.

Wireless LANs can help with this in two ways. First, by supporting workers in

industry and the community who are already working with wireless enabled laptops and PDAs to make use of their equipment in their learning as well. This will help to strengthen ties between colleges and universities and the communities that they are serving through use of the same equipment in both environments, which will have the added advantage of helping to locate learning in a work context.

Second, it will act as an example to local industry of what wireless LAN technology has to offer and so help to move industry forward in this important area.

■ Quality and Standards

Raising standards in teaching and learning.

There is a growing body of evidence that suggests that the implementation of wireless LANs leads to changes in student activity which improves their learning. In particular, it has been seen to lead to more collaborative learning and to learning in a wider variety of contexts in colleges.

■ Reducing costs

Wireless LANs can be considerably cheaper than extending wired LANs to new areas, and should be considered in any expansion or renewal of the existing LAN. This issue is covered in more detail in Costs of wireless versus wired LANs page 3.

8 Wireless LANs: The future

Something needs to be said about where wireless LANs are going and how to place institutions in this context. Clearly, what is written here is speculative and the further into the future the greater the degree of speculation.

Wireless LAN use will continue to grow and become more important over the next five

years, by which time it will be as unthinkable for a university or college not to have a wireless LAN as it is for a college not to have a LAN now. They will continue to supplement wired LANs which will always have an important role to play, both providing the backbone within campuses and serving key areas such as computer labs where large numbers of computers needing high bandwidth are found.

Within five years we will see colleges and universities which have wireless LANs deriving a market advantage from them, with work-based students and students with their own laptops preferring places which offer good wireless coverage. Clearly this will not be a key determinant in choice of place to go, but there is evidence from the US that some colleges there are heavily promoting their wireless LANs because they believe that they are attractive to students.

The future needs to be looked at in terms of wireless LANs and convergence with other forms of mobile communication, most notably third generation (3G) mobile telephony.

For the next two or three years, at least, Wi-Fi (802.11b) and its faster successor 802.11g will be the most important wireless LAN technologies. There are a number of reasons for this assertion.

Firstly, there is already a large installed user base who will want to continue to use their equipment. Wi-Fi wireless cards will work with 802.11g access points and 802.11g wireless cards will work with Wi-Fi access points. This provides a migration strategy whereby Wi-Fi can be upgraded in key areas to 802.11g without having to re-equip the entire campus. While Wi-Fi offers 11 Mb/s, 802.11g offers up to 34 Mb/s at the moment, and developments are already underway which will increase this to 54 Mb/s or even up to 108 Mb/s.

Secondly, Wi-Fi will continue to be cheaper than 802.11a or HiperLAN/2 for quite a while not only because much of the research and

development cost of Wi-Fi has already been recovered, but more importantly because the ISM band has a greater reach than the UNII band so that fewer access points will be required. HiperLAN/2 and 802.11a will require anything from two to seven times as many access points as Wi-Fi needs, with a commensurate increase in costs.

Thirdly, Wi-Fi is now a reasonably well understood technology by many network managers, and while there are undoubtedly problems with it (including security and performance in a noisy environment), solutions to many of the problems are known and understood.

Over the next few years though it is possible that interference from other devices using the same bandwidth -notably Bluetooth - will begin to interfere with the wireless LAN use of the ISM spectrum. If Bluetooth does take off (and it is not clear yet that what was designed as a cable replacement technology to leave the desktop uncluttered by mouse and keyboard cables etc. will have a wider role to play) then, in three or four years time we may see a concerted move from the ISM band for wireless LANs to some other frequency space, and this will almost certainly be the UNII band at 5 GHz which is used by HiperLAN/2 and 802.11a.

We will also see some mixed environments appear in a couple years where most people will be using Wi-Fi, but a few with particularly high data requirements in the same area will be using 802.11a. Some suppliers are already providing access points with two slots to meet exactly this requirement.

As to whether 802.11a or HiperLAN/2 will win in Europe, it is too early to say, and given that HiperLAN/2 is addressing a number of issues that are not touched by 802.11a (such as quality of service) it is possible that some sort of hybrid will eventually emerge which will use the lower layers from 802.11a and put HiperLAN/2 services on top of that. Failing that it is likely that

802.11a will win because there are already a number of products being produced with more under development, and the size of the US market will make them more cost effective than products developed for the European market. The longer that this takes to be resolved the longer it will be before they begin to replace Wi-Fi. It might even become possible that neither of these technologies then becomes established, but that they are leapfrogged by some other technology.

Bluetooth may establish a place in the so-called small office / home office (SOHO) market for LANs, but because of its small reach (about 10m) it is unlikely to be used for LANs in offices or colleges. This does not mean that it will not play a part in campus networking for personal area networks (PANs) and ad hoc use, but it will not be used to create LANs. It was never designed for this, but as a cable replacement technology to tidy up the desktop.

It is unlikely that 3G based LANs will be available in the next few years. 3G will be used for data communication, but only for remote use for a substantial period. We will begin to see 3G service providers wanting to move into this area as quickly as possible to maximise their return on investment. For some, especially smaller colleges, this route may make considerable sense, as 3G service providers are likely to offer a managed service. However, it is not possible to predict costs or data rates that may be offered.

While IrDA may be used to build LANs in a few places it is unlikely to be widely used because the computer and the access point need to be pointing at one another. IrDA, like Bluetooth, will have a place to play in ad hoc, computing, for instance for walk up printing, where the user takes their laptop or PDA to the printer, points their machine at the printer and start printing.

9 Pedagogy

One of the areas in which wireless can have greatest impact is in conjunction with universal provision of PDAs or laptop computers to all staff and students (ubiquitous computing), and this is discussed at the end of the section. First, we look at what wireless LANs have to offer without this.

9.1 Wireless enabled teaching

Wireless LANs provide great flexibility, especially in conjunction with laptops because between them they allow computers to be used anywhere. The computers go to the teaching rather than the teaching to the computers so that anywhere - including laboratories, classrooms and even outdoors - can be used to teach with computers.

This has several advantages. Firstly, as already suggested the computer can be used where the teacher wants. Secondly, laptops used where they are needed not where they happen to have been installed or can be plugged in are much less intrusive into the rest of the teaching. Thirdly, it allows more efficient use of resources because computers can be used in the number needed - not the number that have been installed in a room, and special rooms do not need to be set aside for when computers are needed in teaching.

Computer carts

A computer cart is secure cart or trolley that can hold enough computers for a class as well as an access point. When not in use the cart is plugged in and the computers are charged. To use the computers the cart is unplugged, wheeled to the classroom where it is needed and the computers handed out. If the classroom is not within a wireless cell then the access point will need to be plugged in (but note that for this only one wired port is needed, and it can be wherever is most convenient.)

Computer carts of this type have been being used in schools and colleges in the US for a couple of years, and the teachers find that it greatly increases productivity.

"Probably the most intriguing use of wireless is not in whole building implementations but in 'wireless à la cart.' In such uses, a rolling cabinet with twenty or so portable computers and a wireless bridge [access point] are rolled into a seminar or classroom, and the bridge is plugged in to the lone Internet connection in the room. The portables are detached from the built-in chargers and are used throughout the room by students in teams of two or three."⁴ The report goes on to say that "productivity just went sky-high!".

Cart use allows computers to go to the students, rather than students to the computer. This allows more efficient use of both computers and space. It also gives the teacher complete flexibility about how the computer is used. They can be used in any room which can be laid out how the teacher likes with the minimum of fuss.

Students' computers

More students now bring their own laptops with them to college and university. This started in business courses, but is already being seen much more widely than this. These students want to be able to make full use of their computers in college. Clearly, students can always use the computers as stand alone systems, but that denies them much of the power and utility that computers afford. Some colleges and universities allow students to plug their computers into the wired network but this causes many problems. Students have to be where there are points to plug them in and these are often not where the students want to be, there may not be enough of them and they are expensive to install and are easily damaged. Wireless LANs allow students easy access to the campus network where they want.

Colleges and universities which have installed wireless LANs for student use say that they see students working together much more than before and that it fosters collaborative working. However, it is, as yet, hard to find anything beyond anecdotal evidence.

9.2 In conjunction with universal PDA / laptops

Once all students have their own computer or PDA a range of exciting possibilities exists for their use in teaching, and many of these are only possible with wireless LANs or can be greatly enhanced by its use. A good analogy is reading. If all the students can read then written material (books, hand-outs etc.) can be used in teaching and learning. If even 10% cannot read then it becomes necessary to read to the students. The same applies with laptop provision. If all the students have them then they can be fully integrated into the course. If only one student does not then they cannot.

In the US there are already many "laptop universities" and "laptop colleges" where all students are required to have a laptop, usually provided by the institution but charges to the student (and are eligible for financial aid). There are several models for achieving this and different suppliers offer different models. Approaches range from the supplier doing everything (which tends to suit small colleges) to training college staff in everything including warranty repairs. Suppliers also promote a range of financial models from lease through lease-purchase to purchase. IBM alone claims over 130 universities signed up to its Thinkpad University scheme with around 30 having gone wireless, and Dell claims over 100 with several other suppliers active as well. Many of the colleges that have laptop programmes have already installed wireless LANs covering part or all of their campuses, with others moving rapidly towards wireless LANs as the best method of supplying network access to all their students.

In Britain we are already beginning to see courses which require students to have access to a PC or a laptop as a condition for doing the course. Examples include some business schools (eg. London Business School) which require their MBA students to have a laptop. The Open University now has a requirement for access to a PC for several of its courses, and the number of such courses is growing. Whether the computer is the student's own or one which they lease or borrow from their college is a separate issue and not part of this paper. It cannot be long now until we see some universities and colleges requiring students to bring laptops with them on at least some courses (likely courses include computing, business and medicine). Colleges will need to have the infrastructure and policies in place to support their use before they can reasonably enforce such a requirement. By using wireless LAN technology the college creates flexibility in use - they can be used anywhere on the site and it is also significantly cheaper than the wired alternative.

Wireless LANs are a relatively new development and much of the work on how they can enhance teaching and learning is anecdotal or experimental with very little hard data to show what the impact has been. This does not mean that wireless LAN technology does not enhance learning, only that it is currently new and that evidence is still hard to find.

We now look at some of the ways in which the combination of ubiquitous computing and wireless LANs are being used, as well as some of the evidence that it leads to improvements in the educational experience of students.

Mobile access to information

At Wake Forest University Medical School medical students need access to vast amounts of information to make diagnoses, determine drug doses and see patient notes. The medical

students are being given PDAs, and they are then able to access this information when they need it - on the wards, giving students control over information they need, when they need it. Not only does this mean that students do not need to memorise so much information, they are also developing skills which they can use in their work after graduation.

Clearly, there is scope for similar use in any field where large amounts of information are needed while working, or where information is continually being updated. Before the advent of wireless LANs this information would either have to be memorised, or would only be available where computers can be plugged in - which can be extremely limiting. This method of providing unpredictable information where and when it is needed can greatly enhance the learning experience and be a valuable skill for the workplace.

Feedback in class

One application which seems to be gaining ground is to use the wireless enabled laptops as a method of improving interaction with students during class, especially with large classes. When teaching large classes it can be a major problem to gauge how well the students are understanding the material under discussion. Teachers have used a variety of different methods to try to discover how well the students understand, but many of these involve very limited sampling. Some lecturers are using the availability of wireless laptops to get feedback.

The use of the computers for this can be initiated by both the teacher and the student. During class sessions students can use their computer to indicate whether they understand what is going on or to ask questions without the embarrassment of revealing to their colleagues that they do not understand (when apparently everyone else does).

Equally, teachers can ask a few short questions to quickly poll students understanding - these can be either to test their understanding or of

the type 'do you want me to go over that again?'. The advantages of using the laptops over oral questions to the class is that there is no embarrassment in saying that you do not understand, with the result that students are more likely to be honest. It is also easier to get more complex responses (either a range or a list of options).

Experience with these techniques so far is mixed, with some lecturers finding it helpful and others not liking it at all, finding it an intrusion on the way they teach.

In class tests

Several colleges are using the presence of ubiquitous wireless computers to conduct tests or "quizzes" in class. These can be of the feedback-in-class type discussed above or they can be much fuller tests. Either way, one of the key advantages is that the results can be collated immediately and fed back to the teacher.

At Wake Forest University they have taken this one stage further, and a number of the lecturers are experimenting with the use of their wireless PDAs as web servers for in class tests. At the appropriate time the quiz is enabled on the web server and the entire class can take the test without disrupting the teaching. The teacher can then collect in all the results immediately and thus get instant feedback on the students' understanding.

Data capture

Much scientific equipment these days produces electronic input and output which can be fed straight into computers. The use of wireless LANs can facilitate this in both the laboratory and the field. It also means that where an experiment is being demonstrated the students can capture the live data for analysis. One of the great advantages it offers is the ability to

network mobile equipment - including such things as pH meters, digital cameras and digital thermometers. Having the data transferred directly to the computer means that it can be viewed immediately and using wireless LANs means that there are no trailing cables getting in the way.

Course updates

Course updates, of any kind, can be broadcast to students, and they will receive them as soon as they come within range of an access point. This could be a new piece of work, feedback on existing work, changes to the course schedule etc.

Many of the colleges which have installed wireless LANs in conjunction with ubiquitous computing comment on the power of being able to do this, and student comment seems to be universally favourable. It is really an indication of usability. When students have to go to a computer that is networked and log on then they often do not bother to do it for several days until they have some pressing need to do so. With a computer in their hand and wireless LANs they are much more likely to check in more often and therefore get updates in a more timely manner.

Collaborative working

Encouraging students to collaborate on work is often difficult. Places where they can do the work together may be difficult to find - especially when it involves using computers. With wireless LANs the students can work online together wherever, and whenever suits them.

Several universities have reported significantly increased collaboration in terms of both the quantity and the quality of collaboration that is achieved, and comments like "you see students working together much more often now that there is a wireless network".

Conclusion

Wake Forest University, which has done more work in this area than most claims the following for their use of ubiquitous computing with wireless LANs:

- Enhanced collaboration among learners
- More frequent student / staff dialogue
- Prompter feedback
- Better application of theory
- More student initiative
- More personal and individual teaching

Leading to

- Better SAT (standard attainment test) scores and class ranks
- Enhanced retention and graduation rates
- More satisfaction and learning

Which is an impressive list of advantages.

10 Some College Experiences

At the end of 2001 two members of TechLearn went to the United States and looked in detail at some of the experiences there. Three of these are discussed below.

10.1 State University of New York, Morrisville

The college

State University of New York (SUNY) Morrisville is a two year college (Two year post-secondary educational institutions which offer certificate programmes (less than two years of work), professional technical programmes (associate degrees), and transfer programmes (Associate

of Arts and Associate of Sciences degrees)) which started as a College of Agriculture and Technology. It has 3000 students and two campuses: Morrisville has 2500 students of which approximately 1750 reside on campus and a second campus at Norwich with 500 students about 30 miles away. It is a Public Sector college subject to cost reductions, therefore needing to be creative in finding resource and needing to establish mutually beneficial partnerships with industry.

The college formerly used the Top Class VLE, but has recently converted to Web CT to integrate the on-line learning environment with their (Banner) administration systems.

In spring 1998 teaching staff became interested in the IBM ThinkPad University concept. In autumn of the same year a new college President arrived with a strong technical background and entrepreneurial outlook who backed the idea of becoming a Thinkpad University.

A pilot project was established to invite proposals from faculties. Proposals had to be supported by analysis of needs, assessment of likely impact and 100% endorsement by teaching staff within the particular curriculum area submitting the proposal. Funds were available for 4 projects. In the event 13 proposals were received. IBM Thinkpads were bought and loaned to 100 students on the four selected courses. Extensive campus wiring was installed to make access ports available in teaching, social and residential areas. A "Laptop lounge" was created in every residence comprising 15-20 ports, but not "1 port per pillow".

The network

In 1999 the project was scaled up to include more courses and 1,000 laptops. Thinkpads bought in bulk at discount by the college were provided to students as part of course fee package, paid for in four instalments over four semesters. This arrangement made the costs eligible for

financial aid, which was important because a high proportion of the students are on grant support. Students are offered virtually unlimited network file space, a two-year maintenance/repair warranty, network and wireless cards, and technical support. Faulty machines were originally just replaced, now students are offered loan machines while their own is repaired. Students are discouraged from supplying their own, non standard, PCs. Those with non standard machines are helped with configuration for running on the college network but not given machine specific hardware support.

Planned extensions to the wireless network include the equine and dairy farming locations, where it will become possible to link data collection from PDAs to the main database, eg. Data on individual horses, milk yields.

The basic College network is a 1 Gb/s ethernet backbone, with 100 Mb/s per building, split down to 10 Mb/s to ports, but individual ports can be given 100 Mb if necessary, eg. for AutoCAD. All buildings are supplied with single and multimode fibre.

11 Mb/s (802.11B) access points were rejected in favour of 2 Mb (802.11) because although bandwidth is initially lower, the loss of bandwidth is less severe with distance from the access point using 802.11. All access points have their own separate power supply and provide connectivity in a 500 ft radius indoors and 1000 ft outdoors. The college will probably upgrade direct to 54 Mb (802.11a) in two years, recognising that this will require at least a doubling of access points (and in reality anything up to seven times as many access points) to maintain coverage. However at present the main bottleneck is not access point bandwidth. Rather it is the 1.544 Mb/s of the college T1 internet connection. The wireless network covers much, but not all of the two campuses, including many open spaces, because of leakage from surrounding buildings. It is possible to walk across campus without losing

connection. If the connection is lost, eg, when changing floors within a building, then it is automatically restored without needing to log on again.

Motivation for introducing a wireless LAN

Laptop based study is perceived as more flexible and convenient for campus based students and good preparation for the realities of mobile computing in real working life.

Wireless networking is perceived as offering even greater flexibility than flood wiring and cheaper. Some of the older buildings were too costly to wire due to construction, dangerous due to the presence of asbestos materials, or unsuitable because of the impact of trunking on visual appearance.

Impact

Students on ThinkPad courses are perceived to work together more, both physically and virtually and to have changed patterns of working, studying at a wider range of times and in a wider range of locations. Students using their cars in the winter to smoke, take the opportunity to catch upon emails for example. Students use the technology to develop relationships spontaneously. Apparently there is no need any longer to run ice-breaker parties for freshers in residences for example. Staff perception of wireless is that it is just an access technology and that the major pedagogical change was the move to laptops. There seems little overt thinking about new pedagogical opportunities created by mobile computing, although some developments in Equine Studies, using PDAs to collect data and feed it into the network are evidence of creativity.

10.2 Seton Hall University

Background

Seton Hall is a medium sized (5000 undergraduates and 6000 graduates) private

Catholic college in New Jersey. About 50% of its students live on campus with most of the remainder commuting. It is a four year college and charges substantial fees.

Seton Hall now offers an IBM Thinkpad to all students and has wireless networking across the campus

History of networking

In 1995 an IT plan was developed which was based on the lack of common standards and facilities across disciplines in computing and networking. Some disciplines were reasonably well served, whilst others had few resources. There was also a lack of support for staff and it was even worse for students, as, for instance, some computer labs insisted that you could only do work from that department on their computers. This was exacerbated by there being no central support eg. for email, so that each department ran its own (often incompatible) system, while students do modules from several departments.

At this stage a mobile computing pilot was run involving 20 business honours students. In 1996 this was extended to the MBA programme.

In 1997 all the departmental servers - around 40 of them - were consolidated; with the aim of providing staff and students with a single account across the campus. This was based on the premise that all students worked in several departments and "even a math major may only take 25% of their courses in their home department".

At this stage they felt able to make Thinkpads mandatory on some courses - the courses picked were Business Studies and Biology.

In 1998 the Thinkpad programme was made mandatory for all new students by which time the campus has been flood wired with all the lecture theatres having multiple ports and even some of the benches on the green having ports.

The wireless programme started in 2000 with about 350 faculty and students. The wireless LAN was installed in the library, student centre and about 6 classrooms. The pilot went sufficiently well for the wireless to be rolled out during 2001 and all freshmen and juniors (years 1 and 3) now have wireless enabled laptops; from next year all students will have wireless enabled laptops.

Laptop Programme

All new students are issued with a wireless enabled laptop. This is replaced after two years, and the student gets to keep the machine on graduation.

To fund this students pay a \$650 technology fee per semester. This covers the lease on the systems, insurance, maintenance, networking and support. (If the student is providing their own machine then there is an access fee of \$200 per year to cover the labs).

The machines are Thinkpads, and they include an 802.11b aerial built into the monitor. They also have network and modem ports.

The machines are "heavily insured" and Seton Hall is a licensed IBM repair centre, which means that they can repair the systems on site and then reclaim the cost from IBM. To provide a good service to students repair is done by replacement (swapping the hard discs if possible).

Other students can provide their own laptop and wireless card and get the software and service set identifier (SSID) which is used for security purposes to ensure that only registered laptops use the network, but there is little demand for this.

They are currently looking to acquire software to "lock down" the PCs (ie control what applications students can use) during class or exams as some teachers do not like students using instant messaging or reading their email in class

The network

The campus is heavily wired as well as having the wireless, which is seen as supplemental.

However wireless was chosen for two reasons:

- It is cheaper than wired network to install
- It is more flexible

It was not chosen for educational reasons, and at this stage they do not have any projects that take advantage of the itinerancy that mobile computing offers.

There are about 7000 ports wired across the campus, including a port-per-pillow in the bedrooms and large numbers in other places including around one third of the teaching areas having a port-per-seat, and all classes have at least one port. There are also ports in public areas and the library and even some at benches on the green outside.

The wiring had achieved all the easy buildings - for instance all the classrooms with hollow walls have been wired, and the remainder are cinderblock which is much more expensive to wire, and it also removes any flexibility in arranging the desks in the classroom.

The mobile network is 802.11b offering a nominal 11 Mb/s shared between all the users in the area. They have installed 200 access points covering about 90 classrooms and most public spaces. The total cost has been about \$300k, or \$1500 per access point. This has been achieved in part by using power over ethernet. They chose Symbol as the supplier, who undertook the site survey to determine where to put the access points.

Determination of the location of the access points will be one of the most important factors in the success of rolling out wireless networking. The characteristics of the signal are not sufficiently well understood for it to be possible to work out where to site the access points without a survey. The building layout and building materials can have a major impact on the signal as well as things like bookshelves. Because the signal (and therefore bandwidth) decays quite rapidly

the location of access points has a marked effect on performance.

Support

To be effective the network does need to be supported by

- Faculty and curricular support
- Network support

There is a team of seven support staff plus ten students running the help desk. Walk-up help is available from 7:00 am to 1:00 am during the week, and limited cover at the weekends. August to October they get 200-400 calls per day mostly from new users and this then tails off - most of the requests come by phone with just 2-3 by email. A significant number of the problems are caused by signal loss as one gets further from the access points

Use of mobile and itinerant computing

They have found that mobile computing changes where and when computing is done and in particular increases flexibility in the classroom, allowing tutors to rearrange furniture to suit different modes of working.

Administrative functions have not yet been made mobile (eg for registration).

Staff involvement

All staff involved in the pilot were given a \$1,000 dollar bonus to pay for the additional effort involved in participating.

Wireless in action

Seton Hall is moving from Lotus to Blackboard because it integrates with their record system (Banner from SCT) and this, for instance, allows them to populate courses in the virtual learning environment (VLE) with for example registration information on the students.

However, the Blackboard roll out was seen as premature, and many of the students hate it at

the moment as there are some reliability issues.

We saw one class being taught where wireless was being used. In fact, this was not an officially wireless classroom, but there was sufficient bandwidth available from "bleeding" through the wall. Interestingly, the tutor - who was strongly in favour of wireless - does not use it when teaching because he said that while it was not too intrusive if the connection was dropped on a student's machine it was too disruptive when this happens on the tutors machine. Also, several of the students had chosen to plug their machines in rather than rely on wireless.

They said that the advantages of wireless were that they made it easy to reconfigure the classrooms and it is easier to move around to see what the students are doing. He said that this meant that he is able to see more students in a session.

Students stated that carrying the laptop around is not a problem, and no different from carrying books. The battery life of about 2 hours was also not seen as a problem.

10.3 Carnegie-Mellon University, Pennsylvania

History of networking

In the early 1990s Carnegie-Mellon (CMU) already had a team researching LANs, and a group of them wanted to look at wireless LANs. In 1994 they approached the National Science Foundation (NSF) and were awarded a grant of over \$500,000 to implement a wireless LAN.

In 1988 they wanted to "refresh" the network, and the IEEE wireless standard 802.11 had recently been approved. AT&T's wireless division had become Lucent, and they were looking for a test site for their 802.11 products. So, in 1988 Lucent granted CMU 400 access points and some cards.

This allowed them to expand the coverage to a wider range of buildings - covering almost all of the academic buildings (teaching, research and administrative buildings, but not the student accommodation) amounting to 3 million square feet of interior space plus a significant amount of the outside space through leakage. It took 18 months to deploy the 350 access points needed to achieve this by June 1999. This was a significant increase on the space covered before, and required a site survey to ensure that there was full coverage of the intended area with no blind spots.

The only way to undertake such a survey is to walk around all the areas with temporary aerials up, and monitor the signal strength. The survey was described as more of an art than a science, in that it cannot be predicted from the building plans as things like wiring and water pipes as well as the exact composition of the walls affect the way that the signal propagates.

During this time 802.11b was approved, and the cards in the access points were swapped from 802.11 to 802.11b. As the site survey had been undertaken for 802.11, which has a longer range than 802.11b the full 11 Mb/s is only achieved close to the access point, and falls away to the 802.11 bandwidth of 2 Mb/s quite rapidly.

Once the campus was cabled up students began asking for it to be extended to their accommodation so that they could use roaming. Lucent granted another 60 access points, and these cards were powered over the ethernet cable. The dormitories are much smaller, 30 buildings covering less than 1 million square foot. They thought they would need about 150 access points to cover this, but ended up needing 250 access points. In part this was because they did a true 11 Mb/s design, so that each access point would not reach as far as originally planned and in part because of the building design. Dormitories have more

bathrooms and the pipes than teaching spaces and ceramic installations block signals. Fire doors also block signals. Some buildings used a wire lathe covered in plaster form of construction which could act as a Faraday cage and severely affect signals

Managing wireless networks is still a major task as they have been designed by radio engineers, not network engineers and they have not thought about the management issues enough, so that access points have to be "touched" (ie visited) to update the software or configuration. For instance, they recently found that the access points in the academic buildings don't work properly with Windows-XP, and the drivers had to be updated, which took around 8 hours over three days to achieve.

The Graduate School for Business Administration was one of the first buildings to be wired, and now requires its students to have laptops. Many of the 800 students are now moving to wireless, but the building was designed for 2 Mb/s. They have 16 access points in the building; but are looking to redesign the network. However, 802.11b uses direct sequence spread spectrum (DSSS) whereas 802.11 uses frequency hopping spread spectrum (FHSS). It is easier to overlay access points using the latter as there are 15 hopping algorithms which can be overlaid in a shared space. With DSSS the network has to be more carefully planned.

The current cost of installing access points is \$1,000 to \$1,500 where the access point itself costs \$500-800 depending on the degree of remote management and number of slots in the access point. Cabling and installing the card is another \$500, as is the power supply if AC mains cable has to be fed to the access point. This falls to around \$100 when power over ethernet is used.

When they first installed wireless they did not entirely trust it, and therefore laid a separate backbone for it, and created a separate subnet.

This proved to be a very good solution as it allowed roaming without the complications which ensue if there is more than one subnet involved.

They run a network which they do not consider secure, and if data security is important then the user must encrypt it. Kerberos is used to secure passwords. They are hoping that 802.1x will provide the security that is needed in the future.

Wireless has been easy for the users. Wireless is just another network type. They have ten times as many problems with DSL users as wireless, in part because they issue a CD with all the software and drivers needed for wireless operation at the beginning of each year.

There has as yet been little work to make effective use of wireless in teaching as the initial motivation was wireless LAN research and then it was seen as just one form of commodity network.

11 Conclusion

Wireless LANs have an important part to play in the development of IT infrastructure in colleges and universities over the next few years. It will be especially important for those colleges and universities which are in the process of extending the reach of their network, whether this is to increase the area covered by the network or to improve availability to students. The paper has shown that wireless LANs are likely to be the most cost effective way of extending the reach of the college network both to new areas and to increase the number of people who can be using it simultaneously. Cost savings are likely to be especially great in areas that are hard to wire because of the nature of the existing buildings, this includes listed buildings where permission to put the wiring in can be difficult and the controls on where it can go make it even more expensive. Also, buildings with asbestos or reinforced walls can be very difficult to wire and here wireless LANs can be especially beneficial.

Besides the economic advantages wireless LANs also provide for greater flexibility than wired LANs for three reasons:

1. They provide physical flexibility in that it does not matter where within the space the user is working they are still able to use the network. With a wired network it is necessary to decide where computers will be used and install the ports there. Often the use of space changes with time, and then either the space has to be rewired or long trailing cables are used to get from the computer to the port.
2. With a wired network the maximum number of users has to be determined when the space is wired and a suitable number of ports installed. This tends to mean either that too many ports are installed, so wasting money, or that there are times when demand exceeds supply and some users are unable to use the network. With a wireless network the performance of the network will deteriorate as the usage increases but unless there is very high demand all users will be able to access the network.
3. The network can reach places that wired networks cannot, this includes out of doors where up to several hundred metres from buildings the signal can be reached. Also, it is relatively easy to set up an access point linked back to the campus network for use in remote premises.

Wireless LANs can be especially useful in classrooms as these are constantly being re-arranged for different purposes - for lectures in one session and then for discussions in another. This is not possible if the desks are wired as they then have to be secured to the floor. With wireless LANs this issue does not arise. One particularly powerful use of wireless LANs is in conjunction with "wireless carts". These mobile carts with 10 - 20 laptops and an access point in them can be wheeled into the classroom where they are wanted and the students have immediate

access to internet enabled PCs. This means that all classrooms can be PC labs when this is what is needed, and that can include specialist rooms such as chemistry labs.

Institutions which are looking at student ownership and use of laptop PCs and personal digital assistants (PDAs) need to find ways to provide access to the internet for students' own machines. Wireless LANs are an easy way to manage this.

There are a number of problems with wireless LANs as well. The two most significant are the rapid evolution of the technical standards and the sharing of bandwidth so that the available bandwidth will be much lower than for wired networks.

While standards are moving rapidly Wi-Fi is well established and many people are using it already, both in industry and education. The next likely standard (called 802.11g) has specifically been designed to be compatible with Wi-Fi, so that investment in Wi-Fi equipment is not wasted. The other main standards 802.11a and HiperLAN/2 are more problematic. 802.11a has been around for a long time but has little equipment available yet, and is not licensed for use in the UK yet. HiperLAN/2 is a European standard, has yet to gain ground among suppliers. There is likely to be some form of merging of the two standards and colleges would be unwise to invest in either of these until their future is much clearer.

Wireless LAN is a relatively young technology and we are only just beginning to find the educational advantages that it can offer, either with or without ubiquitous computing. It is already clear that there are a number of things that it enables including better collaborative working among students.

In conclusion then, wireless LANs will have a growing place in the IT infrastructure of colleges and universities over the next few years and teachers will begin to make use of it to enhance their teaching.

12 Comparison of Wireless technologies

This table compares the key wireless standards to show how they differ from each other. It does not cover all the standards which could be used to support the development of a wireless LAN. Other features of some of these standards are shown in Table 1 Some wireless LAN standards.

	IrDA	Bluetooth	802.11	802.11b	802.11g	802.11a	HiperLAN/2
Max Bandwidth Mb/s	4 but usually much lower. Work is proceeding on a 16 Mb/s version	4 work is proceeding on a faster version	2	11	34 - 54	34 - 54	54
Backward Compatible with	-	-	-	802.11b	802.11 802.11b	-	
Wireless type	Infrared	Radio	Radio	Radio	Radio	Radio	Radio
Frequency space (GHz)	850 -900 nm	2.4	2.4	2.4	2.4	5	5
Licensed for use in the UK	✓	✓	✓	✓	Expected 2002	Not currently licensed	✓
Maximum effective Range (metres)	10	10	50	50	50	50	50
Security Provided	No	Some	WEP	WEP	WEP	WEP	Some
Designed for	Ad hoc communication	PAN	LAN	LAN	LAN	LAN	LAN

13 Glossary

2G	Second generation of mobile telephones. Capable of data rates of around 9.6 kb/s. WAP was designed to work with this type of data rate, but has not proved successful in comparison to the short message service (SMS) so popular with many mobile phone users.
3G	Third generation of mobile telephony. In 2001 there were auctions for licenses for 3G phone networks which netted £21 billion in the UK alone!
802.11	The basic standard which defines wireless communications for LANs. It works in the 2.4 GHz unlicensed range and provides up to 2 Mb/s. Defined by the IEEE.
802.11a	A version of the 802.11 standard for the 5 GHz unlicensed range, and offers 54 Mb/s and 108 Mb/s. It is not compatible with 802.11, 802.11b or 802.11g. Defined by the IEEE.
802.11b	A revised version of the 802.11 wireless standard which works in the 2.4 GHz unlicensed range. It offers 11 Mb/s and is backward compatible with 802.11. Defined by the IEEE.
802.11e	Defines quality of service (QoS) requirements for the 802.11a standard. Example applications include transport of voice, audio and video over 802.11 wireless networks, video conferencing, media stream distribution, and mobile and nomadic access applications. Defined by the IEEE.
802.11g	An extension to the 802.11b standard to enhance the performance and the possible applications. 802.11g is backward compatible with 802.11b, but offers up to 34 Mb/s. Defined by the IEEE.
802.11i	Enhance the 802.11 Medium Access Control (MAC) to enhance security and authentication mechanisms. Defined by the IEEE.
802.1x	The 802.1X standard is designed to enhance the security of wireless local area networks (WLANs) that follow the IEEE 802.11 standard. 802.1X provides an authentication framework for wireless LANs, allowing a user to be authenticated.
access point	A device which links wireless enabled computers to the network. To create a WIRELESS LAN each computer needs to be able to access the wired LAN, this is the service provided by an access point.
Backbone	A high bandwidth part of the LAN that connects together the branches which go to user.
Bandwidth	The capacity of a network connection, used as an indication of speed. Normally specified in bits per second eg. 802.11 works at 2 Mb/s.
Bit	Short for binary digit. The smallest unit of data used in computers. It consists of single 0 or 1. 8 bits make one byte.

Bluetooth	Bluetooth is an industry defined radio frequency communication technology for short range (10 m) communication between devices such as mobile phones, computers, and personal digital assistants (PDAs).
Bridge	A device that connects network segments together. If information is destined for a user within the sender's own network segment, the bridge keeps the packet there. If the packet is bound for another segment, the bridge passes the packet onto the network backbone. Access points act as bridges in a LAN.
Byte	8 bits, it is the unit which is needed to represent letters and digits internally in a computer. It has 256 possible values.
Cart	A secure trolley which contains a number of laptops (typically 10 - 20) and a wireless access point which allows networked computers to be used in any teaching space, by issuing the laptops and plugging in the access point to the LAN.
Cell	The area covered by a wireless access point (or mobile telephone transmitter). For wireless LAN this is typically has a radius of 10 - 50m.
Digital Subscriber Line	DSL is a technology for bringing high-bandwidth information to homes and small businesses and colleges over ordinary copper telephone lines. xDSL refers to different variations of DSL, such as ADSL, HDSL, and RADSL. Typically, individual connections will provide from 1.544 Mb/s to 512 Kb/s downstream and about 128 Kb/s upstream.
Direct-sequence spread spectrum	This is a method of controlling the way that the available bandwidth is allocated for use in wireless LANs, the other being Frequency Hopping Spread Spectrum.
DSL	Digital Subscriber Line.
DSSS	Direct-sequence spread spectrum.
EAP	Extensible Authentication Protocol. EAP is an authentication protocol which supports multiple authentication mechanisms.
Ethernet	The most common LAN technology.
ETSI	European Telecommunications Standards Institute is a membership organization whose mission is to produce the telecommunications standards that will be used for decades to come throughout Europe and beyond. It has over 900 members in 55 countries, and is responsible for the HiperLAN standards.
Extensible Authentication Protocol	EAP is an authentication protocol which supports multiple authentication mechanisms.
FHSS	Frequency Hopping Spread Spectrum.
Firewall	Firewalls are system designed to prevent unauthorized access to private network (intranet or LAN). All messages entering or leaving the intranet pass through the firewall, which examines each message and blocks those that do not meet the specified security criteria.

Frequency hopping spread spectrum	Frequency hopping spread spectrum (FHSS) is one of two basic modulation techniques used in spread spectrum signal transmission. It is the repeated switching of frequencies during radio transmission, to minimize the effect of interference from other systems. It is also known as frequency hopping code division multiple access. The alternative is Direct Sequence Spread Spectrum (DSSS).
HiperLAN	<p>High Performance Radio LAN.</p> <p>Developed by the European Telecommunications Standards Institute (ETSI), HiperLAN is a WIRELESS LAN communication standard similar to the IEEE 802.11.</p> <p>There are two versions of the HiperLAN standard:</p> <ul style="list-style-type: none"> ■ HiperLAN/1: provides communications at up to 20 Mbps in the 5 GHz band. ■ HiperLAN/2: provides communications at up to 54 Mbps in the 5 GHz band. <p>It seems likely that HiperLAN will merge with 802.11a.</p>
Global System for Mobile communication	GSM - the digital mobile telephone technology used in Europe for second generation mobile telephony.
GSM	Global System for Mobile communication.
Industrial, Scientific and Medical	Part of the radio frequency spectrum which has been released by governments in the US, Europe and Japan for unlicensed use. This means that the end user (college or university) does not need a license to use these frequencies. However equipment must meet the regulations (similar to green triangles on telephones which may be plugged into the public network).
IEEE	Institute of Electrical and Electronic Engineers. Responsible for developing many of the international electronic standards. The IEEE has a formal relationship with ISO.
Internet	The worldwide network of computers.
Intranet	A private network. Essentially a synonym for local area network.
IrDA	<p>Infrared Data Association (an industry sponsored organisation) is one of the various standards which can be used for wireless communication.</p> <p>IrDA uses infrared communication links over short distances (up to about 10m), and in later versions allows up to 16 Mb/s, though most current devices are much slower.</p> <p>Infrared data communication is playing an important role in wireless data communication due to the popularity of laptop computers, personal digital</p>

assistants (PDAs), digital cameras, mobile telephones, pagers, and other devices, many of which come with IrDA ports.

IrDA can be considered a direct competitor to Bluetooth.

ISM	industrial, scientific and medical (ISM) band.
ISO	International Organisation for Standardisation. Amazingly ISO is not an acronym.
LAN	Local Area Network.
Local Area Network	A network or group of network segments confined to one building or a campus. Compare to WAN and PAN.
MAN	Metropolitan Area Network.
MB	Megabyte - 1 million bytes.
Mb	Megabit - 1 million bits.
Metropolitan Area Network	A high speed network that typically covers a region (originally an urban region, but not necessarily so now) linking together a large number sites' LANs.
OFDM	orthogonal frequency division multiplexing.
Orthogonal Frequency Division Multiplexing	A method of splitting up radio signals and using a number of different frequencies as a way of minimising interference.
PAN	Personal area network.
PDA	Personal Desktop Assistant.
Personal Area Network	PAN. Originally conceived for wearable computing as a network of devices worn by an individual, but now extended to those that they might be using. Bluetooth is often seen as the best technology for building a PAN.
Personal Desktop Assistant	A small handheld personal computer such as Palm, Handspring and iPaq.
Piconet	Another term for personal area network.
Power over Ethernet Power	Power over Ethernet eliminates the need to mains power to Wireless Access Points and other network devices on a wired LAN. Using Power-over-Ethernet system installers need to run only a single CAT 5 Ethernet cable that carries both power and data to each device. This can significantly reduce the costs of installing a wireless LAN.
Quality of Service	A set of ideas and tools which can be used to control and monitor use of the internet to guarantee performance for important traffic (ie. Real time traffic such as video conferencing).
QoS	Quality of Service.

RADIUS	Remote Access Dial-in User Service.
Remote Access Dial-in User Service	RADIUS is a client/server protocol that enables remote access servers to communicate with a central server to authenticate wireless LAN or dial-in users and authorize their access to the requested system or service.
Service Set Identifier	SSID an identifier attached to packets sent over a wireless LAN that functions like a password for joining a particular radio network. All wireless cards and access points within the same area must use the same SSID, or their packets will be ignored.
Short Message Service	SMS is a service for sending messages of up to 160 characters to mobile phones that use Global System for Mobile (GSM) communication. GSM and SMS service is primarily available in Europe.
SMS	Short Message Service.
SOHO	Small Office / Home Office (also often written as SO/HO).
Specification	<p>A specification is an agreed method for doing something, which does not have the formal validity of a standard. Many of them are created by membership organisations, which include W3C and IETF which create the specifications used on the internet. Others include WECA and IrDA which have created wireless communication specifications.</p> <p>These may be adopted as standards later.</p>
SSID	Service Set Identifier.
Standard	Standards are controlled by the International Organisation for Standardisation (ISO) which was set up by treaty in 1947 as a federation of national standards bodies including the British Standards Institute. ISO also works with a number of other organisations including IEEE and the ITU. Other bodies create specifications.
Thinkpad	IBM Laptop PC.
UNII	Unlicensed National Information Infrastructure.
Unlicensed National Information Infrastructure	Part of the radio frequency spectrum which has been released by governments in the US, (with similar but not identical releases by the governments in Europe and Japan) for unlicensed use. This means that the end user (college or university) does not need a license to use these frequencies. However equipment must meet the regulations (similar to green triangles on telephones which may be plugged into the public network).
Virtual LAN	A VLAN is LAN with a definition which maps PCs on a non-geographical basis, for instance by department or access type (so a VLAN might be used for wireless access).

Virtual Learning Environment	A VLE is the system in which learners and tutors participate in "on-line" interactions of various kinds, including on-line learning.
Virtual private network	A VPN enables IP data to travel securely over a public network by encrypting all traffic from one network to another. A VPN uses "tunnelling" to securely route information that is encrypted.
VLAN	Virtual Local Area Network.
VLE	Virtual Learning Environment.
VPN	Virtual private network.
WAN	Wide Area Network. The internet.
WAP	Wireless Application Protocol
WEP	wired equivalent privacy
Wide Area Network	The internet.
Wi-Fi	<p>Wireless Fidelity is another name for IEEE 802.11b standard. The term Wi-Fi was created the Wireless Ethernet Compatibility Alliance (WECA).</p> <p>Products which have been certified as Wi-Fi by WECA are interoperable with each, though product specific features may not be available (and this may include some security features).</p>
Wired Equivalent Privacy	<p>WEP is, a security protocol for wireless local area networks defined in the 802.11b standard. WEP is designed to provide the same level of security for wireless LANs as is found in a wired LAN.</p> <p>Wired LANs are inherently more secure than wireless LANs because wired LANs are protected by being inside a building that can normally be protected from unauthorized access. Wireless LANs whose radio waves will go through walls are more vulnerable to tampering. WEP aims to provide security by encrypting data over radio waves so that it is protected as it is transmitted from one end point to another.</p>
Wireless Application Protocol	WAP is a specification for access to the internet by low bandwidth devices such as mobile phones.
Wireless Bridge	Another term for access point. A device which links wireless enabled computers to the network. To create a WIRELESS LAN each computer needs to be able to access the wired LAN, this is the service provided by an access point.
Wireless LAN	Wireless Local Area Network. A LAN (see above) which used radio or infrared light to send information.

14 Annotated Bibliography

This is not intended to be a full or academic bibliography, but aims to allow people to easily pursue the ideas expressed in the paper further. With this in mind preference has been given to materials which are available on the web.

All URLs were checked 31 May 2002.

General

Santamaria A and López-Hernández (eds.), Wireless LAN Standards and Applications, Artech House, 2001

A good technical overview of the wireless LAN networking.

TechWeb Networking web site

<http://www.networkcomputing.com/>

Links to lots and lots of information, including to corporate white papers.

Wireless LAN Association web site

<http://www.wlana.org/>

They describe it as a non-profit educational trade association, comprised of the thought leaders and technology innovators in the local area wireless technology industry.

What is a Wireless LAN? Proxim White Paper, <http://www.proxim.com/learn/library/whitepapers/wp2001-06-what.html>

A nice little introduction with a couple of paragraphs on each topic.

Dr. Farallon's Guide to Wireless LAN Connectivity Cost-effective and flexible client access to email, Internet, printers and more without wires!, Farallon, 2000,

<http://www.proxim.com/learn/library/whitepapers/pdf/wirelesspaper.pdf>

A good introduction, with sections on infrastructureless and peer-to-peer wireless LAN as well designing a campus area network and small office home office.

RF Site Survey and Antenna Selection for Optimum Wireless LAN Performance, Symbol Technologies, Jan 2000,

<ftp://symstore.longisland.com/Symstore/pdf/RFSitesurvey.pdf>

This is an excellent report on why to do a site survey.

Frodigh M, Johansson P and Larsson P, Wireless ad hoc networking — The art of networking without a network, Ericsson,

http://www.ericsson.com/about/publications/review/2000_04/files/2000046.pdf

A good general introduction to the issues of ad hoc networking, covering a lot of ground including mixing different types of network, but not the way to build a college LAN.

Palowireless - Wireless Resource Center web site <http://www.palowireless.com/>

An excellent web resource with an enormous amount of information on each of the standards and a general section. Repays a browse or search.

Do Wireless LANs pose a health risk to the consumer? Wireless LAN Association, 2001, <http://www.wlana.org/learn/health.htm>

The industry association's view of the health risks.

Buying Considerations for Wireless Networks, Intermec

http://epsfiles.intermec.com/eps_files/eps_wp/WirelessWPweb.pdf

A useful little introduction with a check list, though perhaps too keen on roaming, which is unlikely to be one of the key drivers in education.

Bartel C, Wireless Andrew: Frequently Asked Questions on deploying a wireless network, CMU, http://www.cmu.edu/computing/documentation/faq_wireless_tech/WireTechFAQ.html

A very mixed set of FAQs from the general to the specific, including some specific to the way the service is operated at CMU.

Wireless LAN benefits study, Cisco, 2001,

http://newsroom.cisco.com/dlls/tln/WLAN_study.pdf

Study conducted by NOP on behalf of Cisco Systems.

Wireless LAN ROI (return on investment),
Wireless LAN Association,
<http://www.wlana.org/learn/roi.htm>
Purports to show the excellent return on investment
from wireless LANs, including in education.

Wireless LAN use in education

Berger C, Wireless: Changing Teaching and
Learning "Everywhere, Everytime", Educause
Review, Vol 36 No 1, 2001,
<http://www.educause.edu/ir/library/pdf/erm0116.pdf>
A short article on the use of wireless use
including computer carts.

Olsen F, The Wireless Revolution, The Chronicle
of Higher Education, 9 October 2000,
<http://chronicle.com/free/2000/10/2000100901t.htm>
One of a series of articles on wireless in education.

Young J, SUNY's Morrisville Campus Sees Wireless
Computing as a Way to Create, a Niche, The
Chronicle of Higher Education, 10 October 2000,
<http://chronicle.com/free/2000/10/2000101001t.htm>
One of a series of articles on wireless in education.

Olsen F, Carnegie Mellon Works to Make
Computers Invisible and Pervasive, The Chronicle
of Higher Education, 12 October 2000,
<http://chronicle.com/free/2000/10/2000101202t.htm>
One of a series of articles on wireless in education.

Carlson S, Universities Find Wireless Systems
Bring Them Convenience and Savings, The
Chronicle of Higher Education, 12 October 2000,
<http://chronicle.com/free/2000/10/2000101101t.htm>
One of a series of articles on wireless in education.

Brown D, Anderson J, Blythe I, Brown R, Bryant
L, Burg J, Oblinger D, Resmer M, Runde C Best
Practices in Ubiquitous Computing: Conference
Summary, Wake Forest University, 1998,
<http://iccel.wfu.edu/publications/others/wp102198.htm>
Lots of useful common sense advise on

ubiquitous computing including some comments
on networking (though the suggestion of using
infrared looks dated now).

Colleges & Universities with Laptop or Notebook
Computer Initiatives,
<http://www.acck.edu/~arayb/NoteBookList.html>
A list of colleges with such initiative.

The Gallery of courses taught with Technology
web site, <http://iccel.wfu.edu/gallery/>
An interesting resource where people post how
they are using technology to enhance their
teaching. The quality of the entries is mixed.

McKenzie J, The Unwired Classroom: Wireless
Computers Come of Age From Now On: The
Educational Technology Journal, Vol 10, No 4,
January 2001,
<http://www.fno.org/jan01/wireless.html>
Report on the use of wireless laptops in schools.
Covers a lot of the non-technical issues.

*There follows a set of case studies produced by
vendors which contain some interesting ideas,
but which are, of course, designed to promote
particular solutions.*

Penn State Abington Students Use Palm
Handhelds for Collaborative Learning, Palm,
<http://www.palm.com/education/studies/study10.html>

Wireless Networking in Higher Education: Linking
Students, Faculty and Information for Better
Learning, Symbol,
http://www.symbol.com/solutions/education/education_networking.html

In North Carolina: Wireless Helps Fast-Growing
School District Keep Pace, Cisco,
http://www.cisco.com/warp/public/cc/general/profile/wakec_cp.htm

Dartmouth Leads Ivy League into Wireless Age,
Cisco,
http://www.cisco.com/warp/public/cc/pd/witc/ao350ap/profiles/drtcl_ss.htm

University of Missouri Building Campus-wide Wireless Network, Cisco,
http://www.cisco.com/warp/public/cc/pd/witc/ao350ap/profiles/msiku_cp.htm

Western Michigan University Going Completely Wireless, Cisco
http://www.cisco.com/warp/public/cc/pd/witc/ao350ap/profiles/mmuni_cp.htm

NB. Completely wireless here means that there is coverage across the whole campus, not that the backbone is wireless.

Standards

Santamaria A and López-Hernández (eds.), Wireless LAN Standards and Applications, Artech House, 2001
A good technical overview of the standards and how they work.

802.1x

Misra A and Arbaugh W, An initial security analysis of the IEEE 802.1x standard, University of Maryland CS-TR-4328, Feb 2002,
<http://www.cs.umd.edu/~waa/1x.pdf>
The initial major expose of a major flaw in the 802.1x standard. A fairly technical paper.

802.11

Santamaria A and López-Hernández (eds.), Wireless LAN Standards and Applications, Artech House, 2001
A good technical overview of the wireless LAN networking.

Palowireless - Wireless Resource Center web site
<http://www.palowireless.com/>

An excellent web resource with an enormous amount of information on each of the standards and a general section. Repays a browse or search.

IEEE 802.11 webs site

<http://www.ieee802.org/11/>

Contains all the standards themselves plus a lot

of background. Very technical - not for the faint hearted.

Quick Guide To IEEE 802.11 WG & Activities web page

http://grouper.ieee.org/groups/802/11/QuickGuide_IEEE_802_WG_and_Activities.htm

Exactly what it claims to be, in three pages defines each of the working groups, what they are doing and their status.

Intel® PRO/Wireless 2011 LAN Access Point: Product Reference Guide, Version 2.00-03 - July 2000

<http://support.intel.com/support/network/wireless/pro2011/accesspoint/apPeerToPeer.gif>

A detailed look at how the Intel product works which also explains some of the theory and gives a feel for many of the issues.

802.11a

Chen JC and Gilbert JM, Measured Performance of 5 GHz 802.11a Wireless LAN Systems, Atheros Communications, 2001

www.atheros.com/AtherosRangeCapacityPaper.pdf

A company white paper which shows that under the chosen experimental circumstances 802.11a has as good a range and better bandwidth compared to 802.11b.

802.11b

802.11b Networking News: News and features about the IEEE 802.11b networking standard

<http://80211b.weblogger.com/>

Some useful information and a lot of useful links

802.11g

Zyren J, IEEE 802.11g Explained, Intersil Corporation, December 2001,

http://www.intersil.com/design/prism/papers/WP_IEEE802gExpla_12_06.pdf

A semi-technical explanation of the standard HiperLAN.

The ETSI page for HiperLAN/2 web page
<http://www.etsi.org/technicalactiv/hiperlan/hiperlan2.htm>
There is a lot of information here, including non-technical overviews and links to the entire standard

Johnsson M, HiperLAN/2 The Broadband Radio Transmission Technology Operating in the 5 GHz Frequency Band, HiperLAN/2 Global Forum, 1999,
<http://www.hiperlan2.com/presdocs/site/whitepaper.pdf>
A good introduction to the standard

Jamshid Khun-Jush , Göran Malmgren , Peter Schramm and Johan Torsner, HIPERLAN type 2 for broadband wireless communication, Ericsson Review No. 02, 2000,
http://www.ericsson.com/about/publications/review/2000_02/article109.shtml

A fairly technical introduction to the standard, with some indication of likely performance

IrDA

The Infrared Data Association (IrDA) web page,
<http://www.irda.org/>
Lots of information including the full standards

Bluetooth

The Official Bluetooth website
<http://www.bluetooth.com/>
Not a vast amount on the site apart from the standard itself (all 1084 pages of it).

Bluetooth: Connecting the World, Palm Inc, Bluetooth Congress, June 2001
Palm's view of Bluetooth, and how it fits into their philosophy.

Standards comparisons

Zyren J, Reliability of IEEE 802.11 Hi Rate DSSS WLANs in a High Density Bluetooth Environment, Bluetooth '99
http://www.wirelessethernet.org/downloads/Coexistence_Paper_Intersil_Aug18.pdf

One of many studies showing the effect of Bluetooth on the performance of wireless LANs. It suggests that the performance of the LAN

will in part depend on the distance between the wireless computers and the access point, but that on the whole performance degradation is graceful.

Suvak D, IrDA and Bluetooth: A Complementary Comparison, Extended Systems, 2000
http://www.extendedsystems.com/NR/rdonlyres/w23142asytrqz13amjoaft4qrjuic45xbgpyvggtlcbhbvhooifr2nthv2tcclkycuo-whhq6golukmurit6tr4qice/ir_bt_compare.pdf
A nice non-technical comparison of the technologies.

Security

CISCO Systems, Wireless LAN Security Overview, 2001
http://www.cisco.com/warp/public/cc/pd/witc/ao350ap/prodli/a350w_ov.htm

A good overview of the problems in wireless LAN security, followed by CISCO's proprietary solution.

Borisov N, Goldberg I, Wagner D, Intercepting Mobile Communications: The Insecurity of 802.11, In Proceedings of MOBICOM 2001, 2001,
<http://citeseer.nj.nec.com/borisov01intercepting.html>
Exposes some of the security flaws in the 802.11 standard and in particular the use of an initialisation vector of only 24 bits.

802.11 Wireless Security in Business Networks, Dell Vectors Technology Brief, September 2001,
http://www.dell.com/us/en/bsd/topics/vectors_2001-wireless_security.htm

A gentle introduction to the security issues for wireless LAN networks. It indicates some of the problems and possible solutions.

WEP Security Statement, Wireless Ethernet Compatibility Alliance, September 2001,
http://www.wirelessethernet.org/pdf/20011015_WEP_Security.pdf

A fairly anodyne statement from WECA on wireless security, which does little more than state the obvious.

Wireless LAN security, CISCO Systems, 2001,
http://www.cisco.com/warp/public/cc/pd/witc/ao350ap/prodli/t/a350w_ov.htm

A suppliers view of security, before some of the major holes were found in WEP. Outlines some of the problems and solutions, but leaves some issues untouched.

Misra A and Arbaugh W, An initial security analysis of the IEEE 802.1x standard, University of Maryland CS-TR-4328, Feb 2002,
<http://www.cs.umd.edu/~waa/1x.pdf>

The initial major expose of a major flaw in the 802.1x standard. A fairly technical paper

¹ In fact the wireless LAN access points could interface to point-to-point wireless systems to act as the backbone, but that is not important to this discussion.

² <http://www.etsi.org/technicalactiv/Hiperlan/hiperlan2.htm>

³ Proposed Text for IEEE Statement on WEP Security
WEP Security Statement Wireless Ethernet Compatibility Alliance, September 2001

http://www.wirelessethernet.org/pdf/20011015_WEP_Security.pdf

⁴ Berger C, "Wireless: Changing Teaching and Learning 'Everywhere, Everytime'", Educause review, Jan/Feb 2001 p58

TechLearn

TechLearn is funded by **JISC**, the Joint Information Systems Committee

TechLearn offers advice and support to the further and higher education sectors in the UK, on the use of new and emerging technologies that are relevant to teaching and learning.

For further information visit

www.techlearn.ac.uk

TechLearn, The Network Centre, Innovation Close, York Science Park, York, YO10 5ZF
Telephone: 01904 754539 Fax: 01904 754599 email: ask@techlearn.ac.uk